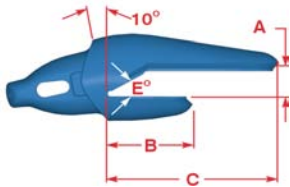




04 Series Specifications

Teeth & Adapters Exclusively for XS Extreme Service Dealers



Type 1
1-1/2 Leg

ADAPTERS														
XS Series	Part Number	Type	Dimensions										Weight	
			A		B		C		D		E Bevel Degree	Lip Thickness		
			"	mm	"	mm	"	mm	"	mm				
04	1075XS04	1	0.81	21	2.31	59	4.53	115	2.28	58	30°	.75"	3.3	1.5
	-	-	-	-	-	-	-	-	-	-	-	-	-	-
	-	-	-	-	-	-	-	-	-	-	-	-	-	-
	-	-	-	-	-	-	-	-	-	-	-	-	-	-
	-	-	-	-	-	-	-	-	-	-	-	-	-	-
	-	-	-	-	-	-	-	-	-	-	-	-	-	-
	-	-	-	-	-	-	-	-	-	-	-	-	-	-
	-	-	-	-	-	-	-	-	-	-	-	-	-	-
	-	-	-	-	-	-	-	-	-	-	-	-	-	-
	-	-	-	-	-	-	-	-	-	-	-	-	-	-
	-	-	-	-	-	-	-	-	-	-	-	-	-	-

Authorized Dealer

Hensley Industries, Inc.
2108 Joe Field Road . Dallas, Texas 75229 U.S.A.
Customer Service
(888) 406 - 6262 U.S./Canada . (972) 406 - 6262 all other locations
Hensley Attachments
A Division of Hensley Industries, Inc.
800 South Fifth . Mansfield, Texas 76063 U.S.A.
(800) 433 - 3144 . (817) 477 - 3167



SAFETY FIRST: Hensley Industries, Inc. recommends that you use a soft-faced hammer and ANSI-approved (Z87.1) eye protection while using our products.

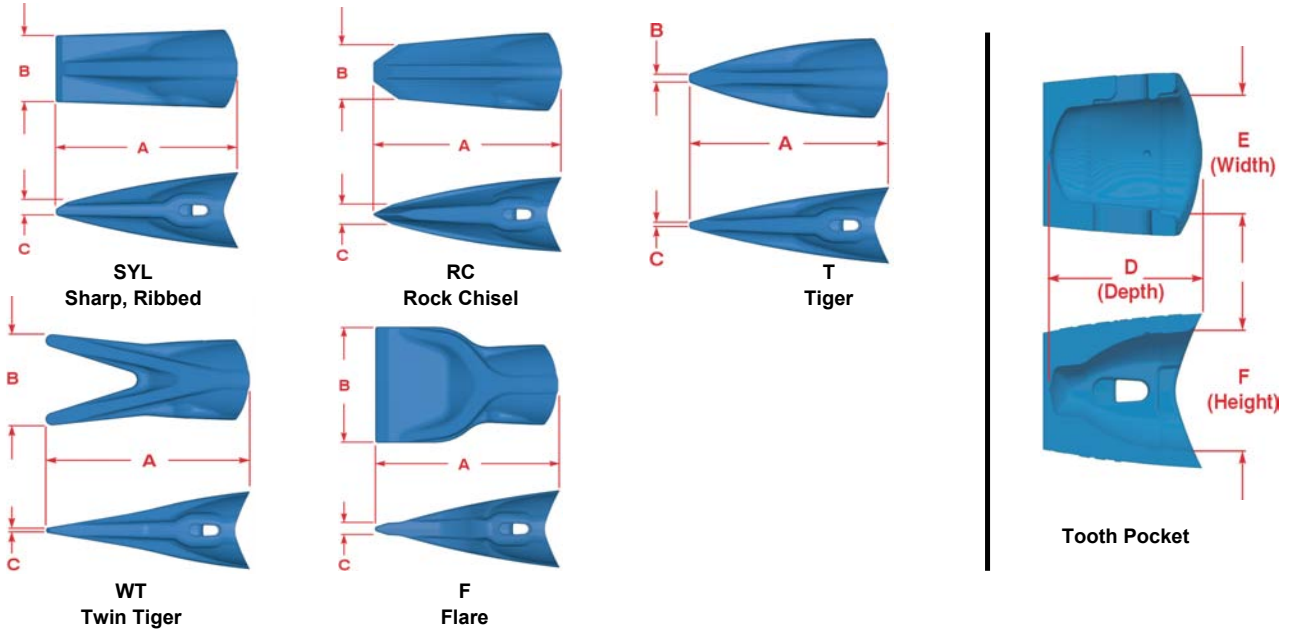
Copyright © 2005 Hensley Industries, Inc.

This publication is protected under the copyright laws of the United States. Unauthorized duplication or distribution is prohibited.

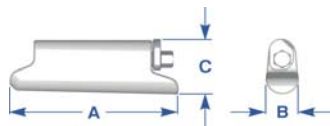


05 Series Specifications

Teeth & Adapters Exclusively for XS Extreme Service Dealers



TEETH																	
XS Series	Part Number	Pin Assembly	Dimensions											Weight			
			Overall Tooth						Tooth Pocket								
			A		B		C		D		E		F	lb	kg		
			"	mm	"	mm	"	mm	"	mm	"	mm	"			mm	
05	XS05SYL	XS05P	5.94	151	2.41	61	0.35	9	2.75	70	2.03	52	2.09	53	3.0	1.4	
	XS05RC		6.31	160	2.00	51	0.72	18	2.75	70	2.03	52	2.09	53	3.3	1.5	
	XS05T		6.56	167	0.30	7	0.22	5	2.75	70	2.03	52	2.09	53	2.8	1.3	
	XS05WT		6.56	167	3.21	81	0.16	4	2.75	70	2.03	52	2.09	53	2.9	1.3	
	XS05F		6.00	152	4.13	105	0.39	10	2.75	70	2.03	52	2.09	53	4.2	1.9	
	-		-	-	-	-	-	-	-	-	-	-	-	-	-	-	-
	-		-	-	-	-	-	-	-	-	-	-	-	-	-	-	-

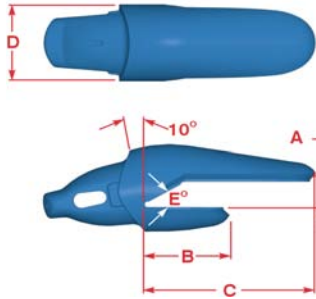


PIN ASSEMBLY		Dimensions						Weight		Socket	
XS05P		A		B		C		lb	kg	"	mm
		"	mm	"	mm	"	mm				
		2.594	66	0.45	11	1.05	27	0.3	0.1	5/16	8



05 Series Specifications

Teeth & Adapters Exclusively for XS Extreme Service Dealers



Type 1
1-1/2 Leg

ADAPTERS														
XS Series	Part Number	Type	Dimensions										Weight	
			A		B		C		D		E Bevel Degree	Lip Thickness	lb	kg
			"	mm	"	mm	"	mm	"	mm				
05	1875XS05	1	0.94	24	2.66	67	5.25	133	2.66	67	30°	0.875"	5.4	2.4
	1100XS05	1	1.06	27	2.81	71	5.31	135	2.66	67	30°	1"	5.6	2.5
	-	-	-	-	-	-	-	-	-	-	-	-	-	-
	-	-	-	-	-	-	-	-	-	-	-	-	-	-
	-	-	-	-	-	-	-	-	-	-	-	-	-	-
	-	-	-	-	-	-	-	-	-	-	-	-	-	-
	-	-	-	-	-	-	-	-	-	-	-	-	-	-
	-	-	-	-	-	-	-	-	-	-	-	-	-	-
	-	-	-	-	-	-	-	-	-	-	-	-	-	-
	-	-	-	-	-	-	-	-	-	-	-	-	-	-
	-	-	-	-	-	-	-	-	-	-	-	-	-	-

Authorized Dealer

Hensley Industries, Inc.
2108 Joe Field Road . Dallas, Texas 75229 U.S.A.
Customer Service
(888) 406 - 6262 U.S./Canada . (972) 406 - 6262 all other locations
Hensley Attachments
A Division of Hensley Industries, Inc.
800 South Fifth . Mansfield, Texas 76063 U.S.A.
(800) 433 - 3144 . (817) 477 - 3167



SAFETY FIRST: Hensley Industries, Inc. recommends that you use a soft-faced hammer and ANSI-approved (Z87.1) eye protection while using our products.

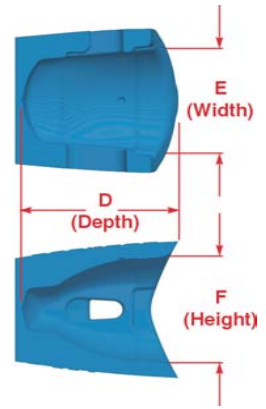
Copyright © 2005 Hensley Industries, Inc.

This publication is protected under the copyright laws of the United States. Unauthorized duplication or distribution is prohibited.



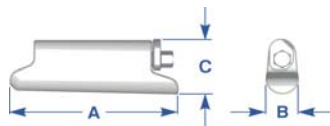
10 Series Specifications

Teeth & Adapters
Exclusively for XS Extreme Service Dealers



Tooth Pocket

TEETH																
XS Series	Part Number	Pin Assembly	Dimensions												Weight	
			Overall Tooth						Tooth Pocket							
			A		B		C		D		E		F		lb	kg
			"	mm	"	mm	"	mm	"	mm	"	mm	"	mm		
10	-	XS10P	-	-	-	-	-	-	-	-	-	-	-	-	-	-
	-		-	-	-	-	-	-	-	-	-	-	-	-	-	-
	-		-	-	-	-	-	-	-	-	-	-	-	-	-	-
	-		-	-	-	-	-	-	-	-	-	-	-	-	-	-
	-		-	-	-	-	-	-	-	-	-	-	-	-	-	-
	-		-	-	-	-	-	-	-	-	-	-	-	-	-	-
	-		-	-	-	-	-	-	-	-	-	-	-	-	-	-
	-		-	-	-	-	-	-	-	-	-	-	-	-	-	-

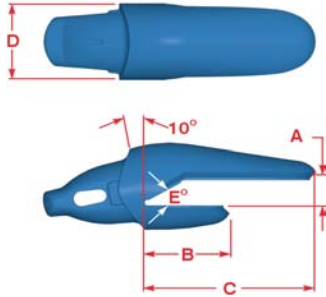


PIN ASSEMBLY		Dimensions						Weight		Socket	
XS Series	Part Number	A		B		C		lb	kg	"	mm
		"	mm	"	mm	"	mm				
		-	-	-	-	-	-	-	-	-	5/16



10 Series Specifications

Teeth & Adapters Exclusively for XS Extreme Service Dealers



Type 1
1-1/2 Leg

ADAPTERS														
XS Series	Part Number	Type	Dimensions										Weight	
			A		B		C		D		E Bevel Degree	Lip Thickness	lb	kg
			"	mm	"	mm	"	mm	"	mm				
10	1125XS10	1	1.31	33	3.31	84	6.31	160	3.13	79	30°	1.25"	8.6	3.9
	1030MXS10	1	1.24	32	3.31	84	6.31	160	3.13	79	30°	30mm	8.6	3.9
	1100XS10	1	1.06	27	3.22	82	6.22	158	3.13	79	30°	1"	8.4	3.8
	-	-	-	-	-	-	-	-	-	-	-	-	-	-
	-	-	-	-	-	-	-	-	-	-	-	-	-	-
	-	-	-	-	-	-	-	-	-	-	-	-	-	-
	-	-	-	-	-	-	-	-	-	-	-	-	-	-
	-	-	-	-	-	-	-	-	-	-	-	-	-	-
	-	-	-	-	-	-	-	-	-	-	-	-	-	-
	-	-	-	-	-	-	-	-	-	-	-	-	-	-
	-	-	-	-	-	-	-	-	-	-	-	-	-	-

Authorized Dealer

Hensley Industries, Inc.
2108 Joe Field Road . Dallas, Texas 75229 U.S.A.
Customer Service
(888) 406 - 6262 U.S./Canada . (972) 406 - 6262 all other locations
Hensley Attachments
A Division of Hensley Industries, Inc.
800 South Fifth . Mansfield, Texas 76063 U.S.A.
(800) 433 - 3144 . (817) 477 - 3167



SAFETY FIRST: Hensley Industries, Inc. recommends that you use a soft-faced hammer and ANSI-approved (Z87.1) eye protection while using our products.

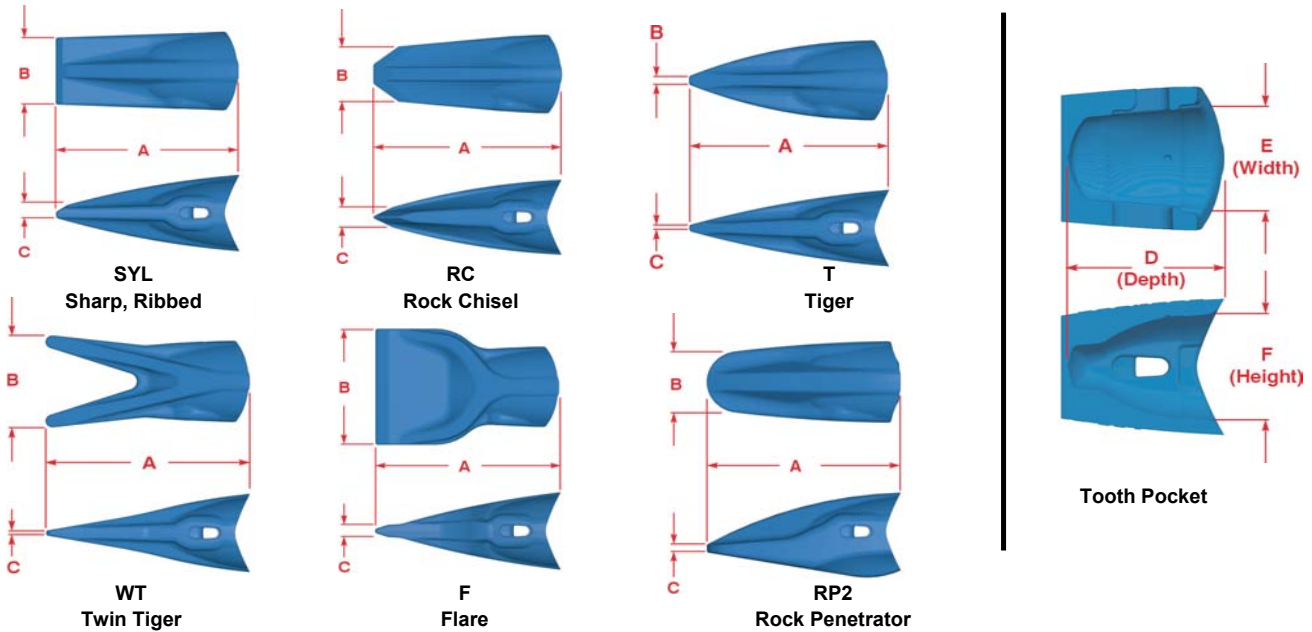
Copyright © 2005 Hensley Industries, Inc.

This publication is protected under the copyright laws of the United States. Unauthorized duplication or distribution is prohibited.

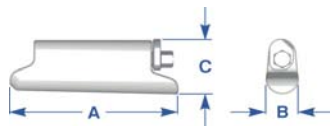


15 Series Specifications

Teeth & Adapters Exclusively for XS Extreme Service Dealers



TEETH																
XS Series	Part Number	Pin Assembly	Dimensions										Weight			
			Overall Tooth					Tooth Pocket								
			A		B		C		D		E		F		lb	kg
			"	mm	"	mm	"	mm	"	mm	"	mm	"	mm		
15	XS15SYL	XS15P	8.16	207	3.25	82	0.49	12	2.80	71	3.85	98	2.92	74	7.3	3.3
	XS15RC		8.56	217	2.72	69	0.97	25	2.80	71	3.85	98	2.92	74	7.6	3.4
	XS15T		8.94	227	0.40	10	0.29	7	2.80	71	3.85	98	2.92	74	6.4	2.9
	XS15WT		8.94	227	4.35	110	0.21	5	2.80	71	3.85	98	2.92	74	6.7	3.0
	XS15F		8.06	205	5.59	142	0.53	14	2.80	71	3.85	98	2.92	74	9.9	4.5
	XS15RP2		8.50	216	2.85	72	0.37	9	2.80	71	3.85	98	2.92	74	11.4	5.2
	-		-	-	-	-	-	-	-	-	-	-	-	-	-	-
-	-	-	-	-	-	-	-	-	-	-	-	-	-	-	-	

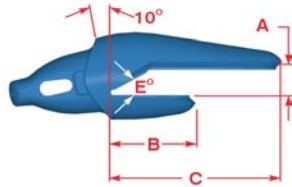


PIN ASSEMBLY		Dimensions						Weight		Socket	
XS15P		A		B		C		lb	kg	"	mm
		"	mm	"	mm	"	mm				
		3.592	91	0.63	16	1.32	34				

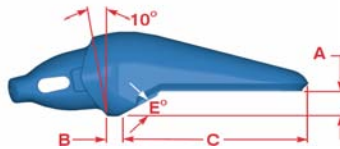


15 Series Specifications

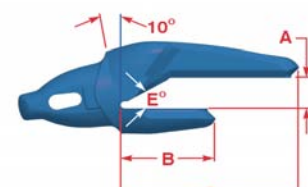
Teeth & Adapters Exclusively for XS Extreme Service Dealers



Type 1
1-1/2 Leg



Type 2
Flush Mount



Type 3
Notched Corner

ADAPTERS

XS Series	Part Number	Type	Dimensions										Weight		
			A		B		C		D		E Bevel Degree	Lip Thickness	lb	kg	
			"	mm	"	mm	"	mm	"	mm					
15	1100XS15	1	1.063	0	3.94	0	7.375	0	3.438	0	30°	1"	13.1	5.942	
	1125XS15	1	1.313	33.32	3.875	98.35	7.375	187.2	3.438	87.26	30°	1.25"	12.7	5.761	
	1150XS15	1	1.56	39.59	3.94	100	7.44	188.8	3.44	87.31	30°	1.5"	12.9	5.851	
	1030MXS15	1	1.244	31.57	3.875	98.35	7.375	187.2	3.438	87.26	30°	30mm	13	5.897	
	2025MXS15	2	1.047	26.57	0.5	12.69	8.125	206.2	3.438	87.26	30°	25mm	16.3	7.394	
	6125XS15R	3, RH Notched	1.313	33.32	4	101.5	7.5	190.4	3.438	87.26	30°	1.25"	14.5	6.577	
	6125XS15L	3, LH Notched	1.313	33.32	4	101.5	7.5	190.4	3.438	87.26	30°	1.25"	14.5	6.577	

Authorized Dealer

Hensley Industries, Inc.
2108 Joe Field Road . Dallas, Texas 75229 U.S.A.
Customer Service
(888) 406 - 6262 U.S./Canada . (972) 406 - 6262 all other locations
Hensley Attachments
A Division of Hensley Industries, Inc.
800 South Fifth . Mansfield, Texas 76063 U.S.A.
(800) 433 - 3144 . (817) 477 - 3167



SAFETY FIRST: Hensley Industries, Inc. recommends that you use a soft-faced hammer and ANSI-approved (Z87.1) eye protection while using our products.

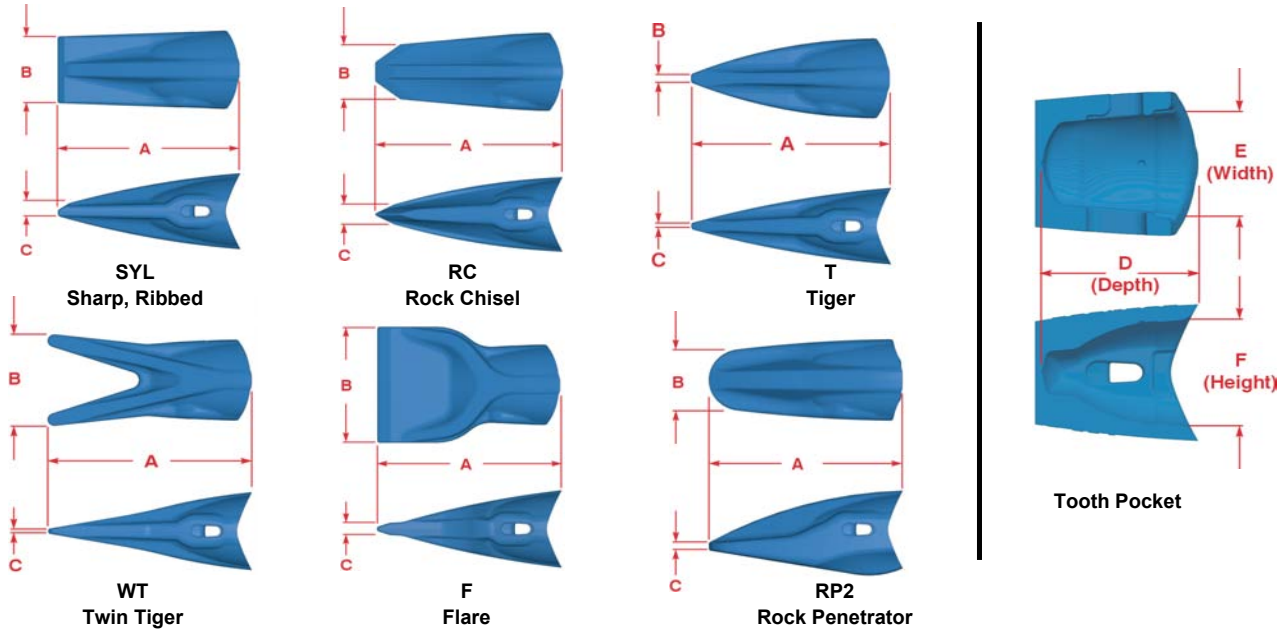
Copyright © 2005 Hensley Industries, Inc.

This publication is protected under the copyright laws of the United States. Unauthorized duplication or distribution is prohibited.

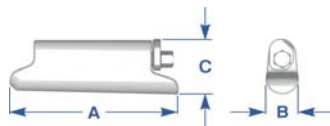


20 Series Specifications

Teeth & Adapters Exclusively for XS Extreme Service Dealers



TEETH																
XS Series	Part Number	Pin Assembly	Dimensions										Weight			
			Overall Tooth					Tooth Pocket								
			A		B		C		D		E		F		lb	kg
			"	mm	"	mm	"	mm	"	mm	"	mm	"	mm		
20	XS20SYL	XS20P	9.25	235	3.69	94	0.55	14	4.37	111	3.12	79	3.31	84	10.8	4.9
	XS20RC		9.72	247	3.09	79	1.10	28	4.37	111	3.12	79	3.31	84	11.1	5.0
	XS20T		10.16	258	0.45	12	0.33	8	4.37	111	3.12	79	3.31	84	9.3	4.2
	XS20WT		10.16	258	4.94	125	0.24	6	4.37	111	3.12	79	3.31	84	9.8	4.4
	XS20F		9.15	232	6.34	161	0.61	15	4.37	111	3.12	79	3.31	84	14.2	6.4
	XS20RP2		9.69	246	3.29	83	0.42	11	4.37	111	3.12	79	3.31	84	16.8	7.6
	-		-	-	-	-	-	-	-	-	-	-	-	-	-	-
-	-	-	-	-	-	-	-	-	-	-	-	-	-	-	-	

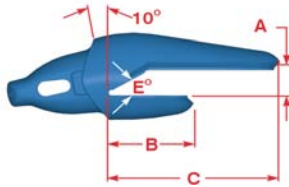


PIN ASSEMBLY		Dimensions						Weight		Socket	
XS20P		A		B		C		lb	kg	"	mm
		"	mm	"	mm	"	mm				
		4.06	103	0.72	18	1.52	39				

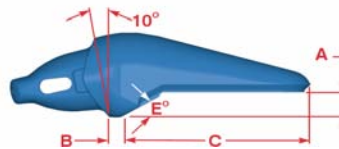


20 Series Specifications

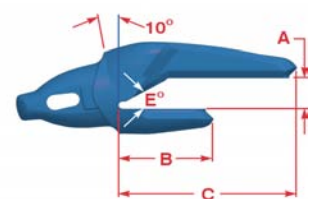
Teeth & Adapters Exclusively for XS Extreme Service Dealers



Type 1
1-1/2 Leg



Type 2
Flush Mount



Type 3
Notched Corner

ADAPTERS

XS Series	Part Number	Type	Dimensions										Weight	
			A		B		C		D		E Bevel Degree	Lip Thickness	lb	kg
			"	mm	"	mm	"	mm	"	mm				
20	1125XS20	1	1.31	33	4.22	107	8.28	210	3.94	100	30°	1.25"	18.0	8.2
	1150XS20	1	1.56	40	4.27	108	8.22	209	3.94	100	30°	1.5"	18.3	8.3
	1030MXS20	1	1.24	31	4.23	107	8.28	210	3.94	100	30°	30mm	19.8	9.0
	1040MXS20	1	1.64	42	4.22	107	8.24	209	3.94	100	30°	40mm	18.2	8.3
	2030MXS20	2	1.24	31	0.88	22	9.31	236	3.94	100	30°	30mm	24.4	11.1
	6150XS20R	3, RH Notched	1.56	40	4.41	112	8.38	213	3.94	100	30°	1.5"	20.8	9.4
	6150XS20L	3, LH Notched	1.56	40	4.41	112	8.38	213	3.94	100	30°	1.5"	20.8	9.4
	-	-	-	-	-	-	-	-	-	-	-	-	-	-
	-	-	-	-	-	-	-	-	-	-	-	-	-	-
	-	-	-	-	-	-	-	-	-	-	-	-	-	-

Authorized Dealer

Hensley Industries, Inc.
2108 Joe Field Road . Dallas, Texas 75229 U.S.A.

Customer Service

(888) 406 - 6262 U.S./Canada . (972) 406 - 6262 all other locations

Hensley Attachments

A Division of Hensley Industries, Inc.
800 South Fifth . Mansfield, Texas 76063 U.S.A.
(800) 433 - 3144 . (817) 477 - 3167



SAFETY FIRST: Hensley Industries, Inc. recommends that you use a soft-faced hammer and ANSI-approved (Z87.1) eye protection while using our products.

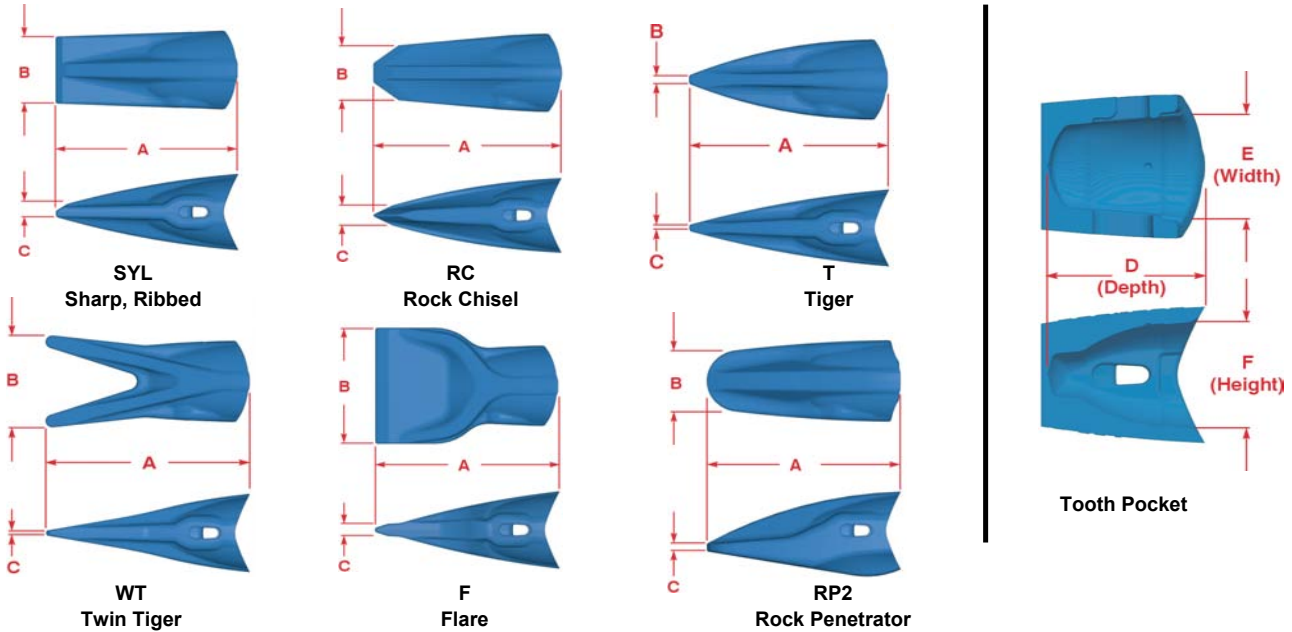
Copyright © 2005 Hensley Industries, Inc.

This publication is protected under the copyright laws of the United States. Unauthorized duplication or distribution is prohibited.

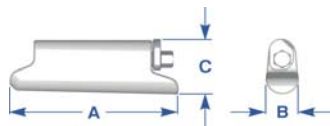


25 Series Specifications

Teeth & Adapters Exclusively for XS Extreme Service Dealers



TEETH																
XS Series	Part Number	Pin Assembly	Dimensions											Weight		
			Overall Tooth						Tooth Pocket							
			A		B		C		D		E		F	lb	kg	
			"	mm	"	mm	"	mm	"	mm	"	mm	"			mm
25	XS25SYL	XS25P	10.50	266	4.19	106	0.63	16	4.97	126	3.56	90	3.75	95	15.2	6.9
	XS25RC		11.00	279	3.50	89	1.25	32	4.97	126	3.56	90	3.75	95	16.1	7.3
	XS25T		11.50	292	0.52	13	0.38	10	4.97	126	3.56	90	3.75	95	13.2	6.0
	XS25WT		11.50	292	5.61	142	0.28	7	4.97	126	3.56	90	3.75	95	14.1	6.4
	XS25F		10.40	264	7.19	182	0.68	17	4.97	126	3.56	90	3.75	95	20.8	9.4
	XS25RP2		11.00	279	3.72	94	0.48	12	4.97	126	3.56	90	3.75	95	24.8	11.2
	-		-	-	-	-	-	-	-	-	-	-	-	-	-	-
-	-	-	-	-	-	-	-	-	-	-	-	-	-	-	-	

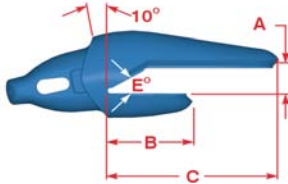


PIN ASSEMBLY		Dimensions						Weight		Socket	
XS Series	Part Number	A		B		C		lb	kg	"	mm
		"	mm	"	mm	"	mm				
			XS25P	4.63	118	0.82	21	1.73	44	1.2	0.5

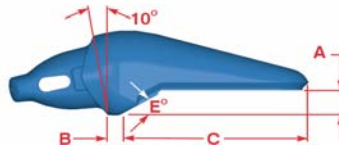


25 Series Specifications

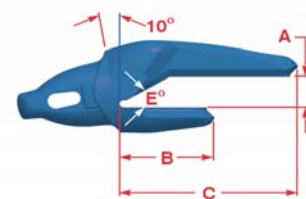
Teeth & Adapters Exclusively for XS Extreme Service Dealers



Type 1
1-1/2 Leg



Type 2
Flush Mount



Type 3
Notched Corner

ADAPTERS

XS Series	Part Number	Type	Dimensions										Weight		
			A		B		C		D		E Bevel Degree	Lip Thickness	lb	kg	
			"	mm	"	mm	"	mm	"	mm					
25	1150XS25	1	1.56	40	4.76	121	9.35	237	4.50	114	30°	1.5"	27.5	12.5	
	1175XS25	1	1.81	46	4.77	121	9.34	237	4.50	114	30°	1.75"	26.9	12.2	
	1035MXS25	1	1.44	37	4.77	121	9.36	238	4.50	114	30°	35mm	28.2	12.8	
	1040MXS25	1	1.64	42	4.76	121	9.30	236	4.50	114	30°	40mm	27.3	12.4	
	2035MXS25	2	1.44	37	0.63	16	10.50	266	4.50	114	30°	35mm	37.8	17.1	
	6175XS25R	3, RH Notched	1.81	46	5.00	127	9.50	241	4.50	114	30°	1.75"	30.8	14.0	
	6175XS25L	3, LH Notched	1.81	46	5.00	127	9.50	241	4.50	114	30°	1.75"	30.8	14.0	
	-	-	-	-	-	-	-	-	-	-	-	-	-	-	-
	-	-	-	-	-	-	-	-	-	-	-	-	-	-	-
	-	-	-	-	-	-	-	-	-	-	-	-	-	-	-

Authorized Dealer

Hensley Industries, Inc.
2108 Joe Field Road . Dallas, Texas 75229 U.S.A.

Customer Service

(888) 406 - 6262 U.S./Canada . (972) 406 - 6262 all other locations

Hensley Attachments

A Division of Hensley Industries, Inc.
800 South Fifth . Mansfield, Texas 76063 U.S.A.
(800) 433 - 3144 . (817) 477 - 3167



SAFETY FIRST: Hensley Industries, Inc. recommends that you use a soft-faced hammer and ANSI-approved (Z87.1) eye protection while using our products.

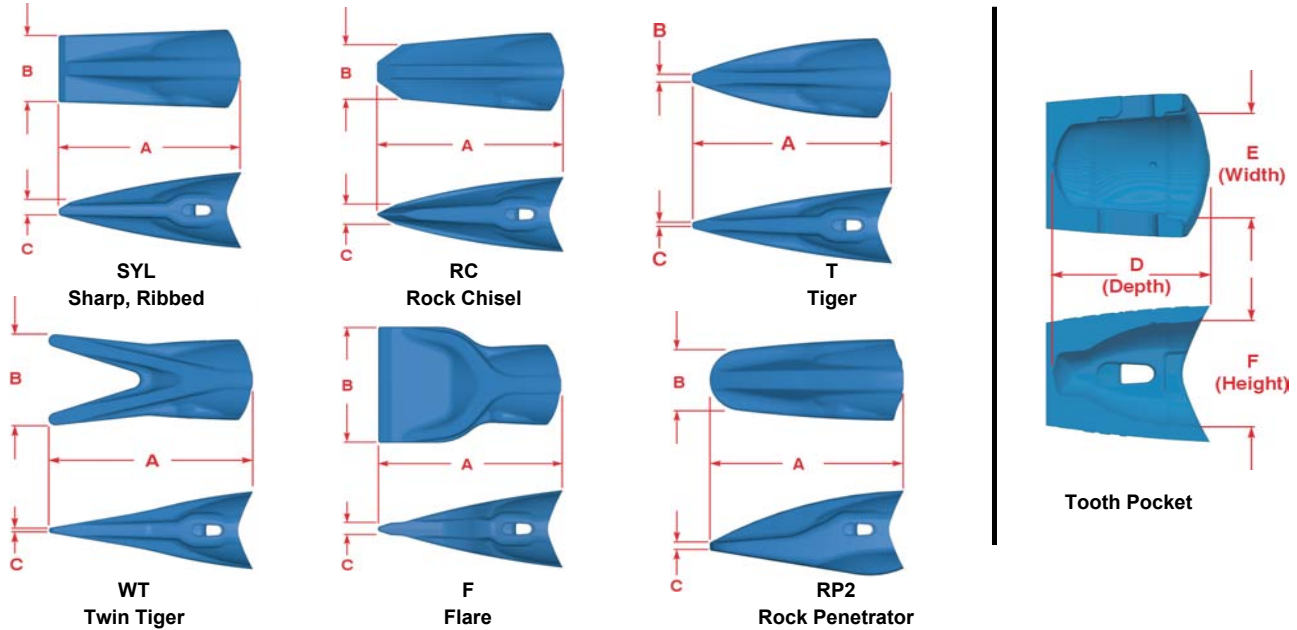
Copyright © 2005 Hensley Industries, Inc.

This publication is protected under the copyright laws of the United States. Unauthorized duplication or distribution is prohibited.

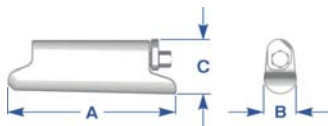


30 Series Specifications

Teeth & Adapters Exclusively for XS Extreme Service Dealers



TEETH																
XS Series	Part Number	Pin Assembly	Dimensions											Weight		
			Overall Tooth						Tooth Pocket							
			A		B		C		D		E		F	lb	kg	
			"	mm	"	mm	"	mm	"	mm	"	mm	"			mm
30	XS30SYL	XS30P	11.60	294	4.63	118	0.69	18	5.50	140	4.03	102	4.16	106	20.8	9.4
	XS30RC		12.19	309	3.87	98	1.38	35	5.50	140	4.03	102	4.16	106	21.9	9.9
	XS30T		12.72	323	0.57	14	0.41	10	5.50	140	4.03	102	4.16	106	17.6	8.0
	XS30WT		12.72	323	6.20	157	0.30	8	5.50	140	4.03	102	4.16	106	18.2	8.3
	XS30F		11.50	292	7.94	202	0.76	19	5.50	140	4.03	102	4.16	106	27.1	12.3
	XS30RP2		12.16	309	4.12	105	0.53	13	5.50	140	4.03	102	4.16	106	33.6	15.2
	-		-	-	-	-	-	-	-	-	-	-	-	-	-	-
-	-	-	-	-	-	-	-	-	-	-	-	-	-	-	-	

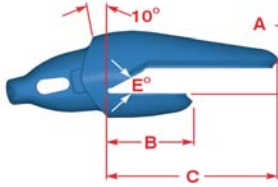


PIN ASSEMBLY		Dimensions						Weight		Socket	
XS30P		A		B		C		lb	kg	"	mm
		"	mm	"	mm	"	mm				
		5.13	130	0.90	23	1.89	48				

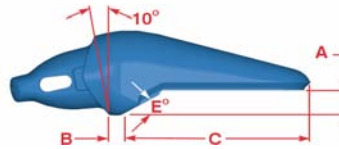


30 Series Specifications

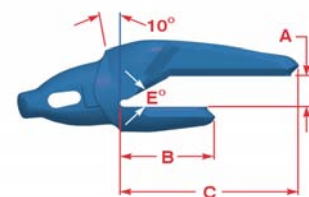
Teeth & Adapters Exclusively for XS Extreme Service Dealers



Type 1
1-1/2 Leg



Type 2
Flush Mount



Type 3
Notched Corner

ADAPTERS

XS Series	Part Number	Type	Dimensions										Weight		
			A		B		C		D		E Bevel Degree	Lip Thickness	lb	kg	
			"	mm	"	mm	"	mm	"	mm					
30	1175XS30	1	1.81	46	5.03	128	10.17	258	4.94	125	30°	1.75"	36.6	16.6	
	1200XS30	1	2.09	53	4.96	126	10.08	256	4.94	125	30°	2.0"	34.9	15.8	
	1040MXS30	1	1.64	42	5.04	128	10.17	258	4.94	125	30°	40mm	38.6	17.5	
	1045MXS30	1	1.83	46	4.99	127	10.10	256	4.94	125	30°	45mm	37.2	16.9	
	1050MXS30	1	2.06	52	4.90	124	10.00	254	4.94	125	30°	50mm	33.4	15.2	
	2040MXS30	2	1.64	42	0.69	18	11.56	293	4.94	125	30°	40mm	46.4	21.0	
	6200XS30R	3, RH Notched	2.09	53	5.25	133	10.50	266	4.94	125	30°	2"	38.2	17.3	
	6200XS30L	3, LH Notched	2.09	53	5.25	133	10.50	266	4.94	125	30°	2"	38.2	17.3	

Authorized Dealer

Hensley Industries, Inc.
2108 Joe Field Road . Dallas, Texas 75229 U.S.A.

Customer Service

(888) 406 - 6262 U.S./Canada . (972) 406 - 6262 all other locations

Hensley Attachments

A Division of Hensley Industries, Inc.
800 South Fifth . Mansfield, Texas 76063 U.S.A.
(800) 433 - 3144 . (817) 477 - 3167



SAFETY FIRST: Hensley Industries, Inc. recommends that you use a soft-faced hammer and ANSI-approved (Z87.1) eye protection while using our products.

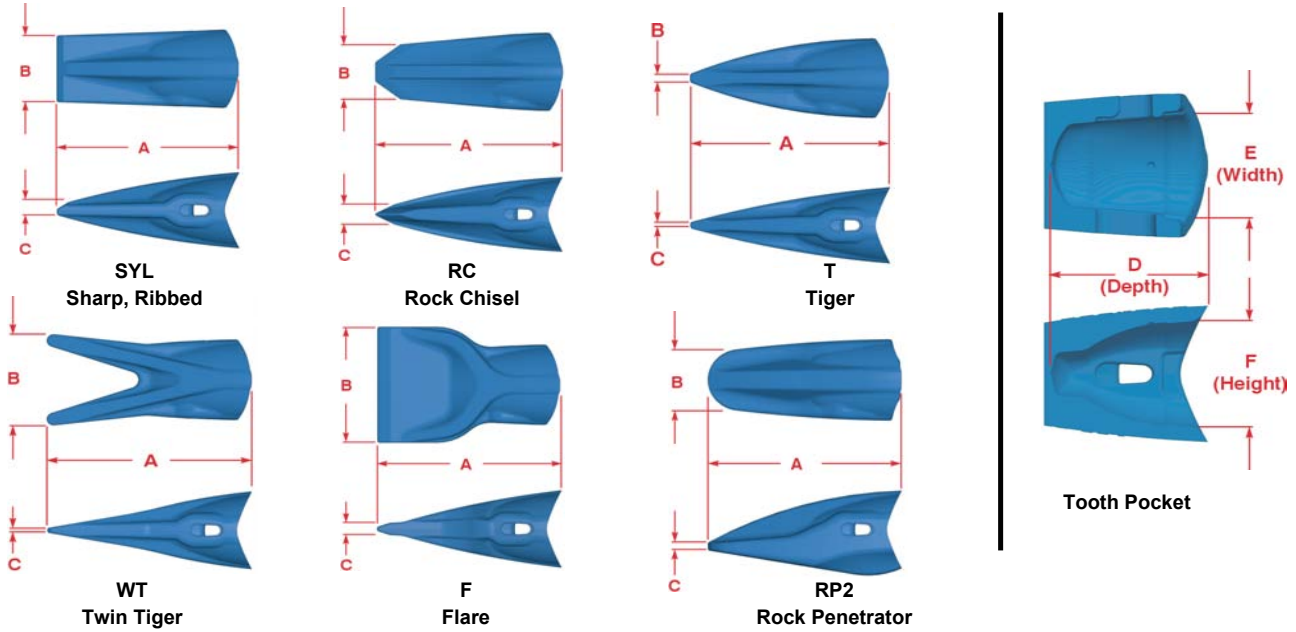
Copyright © 2005 Hensley Industries, Inc.

This publication is protected under the copyright laws of the United States. Unauthorized duplication or distribution is prohibited.

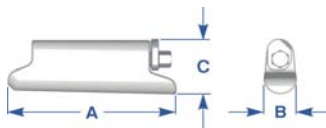


40 Series Specifications

Teeth & Adapters Exclusively for XS Extreme Service Dealers



TEETH																
XS Series	Part Number	Pin Assembly	Dimensions										Weight			
			Overall Tooth					Tooth Pocket								
			A		B		C		D		E		F			
			"	mm	"	mm	"	mm	"	mm	"	mm	"	mm	lb	kg
40	XS40SYL	XS40P	12.50	317	4.94	125	0.74	19	5.85	148	4.21	107	4.42	112	26.9	12.2
	XS40RC		13.13	333	4.14	105	1.48	38	5.85	148	4.21	107	4.42	112	27.7	12.6
	XS40T		13.56	344	0.61	15	0.44	11	5.85	148	4.21	107	4.42	112	22.7	10.3
	XS40WT		13.56	344	6.60	168	0.32	8	5.85	148	4.21	107	4.42	112	23.4	10.6
	XS40F		12.30	312	8.47	215	0.81	21	5.85	148	4.21	107	4.42	112	34.6	15.7
	XS40RP2		12.94	328	4.39	111	0.56	14	5.85	148	4.21	107	4.42	112	39.8	18.1
	-		-	-	-	-	-	-	-	-	-	-	-	-	-	-
-	-	-	-	-	-	-	-	-	-	-	-	-	-	-	-	

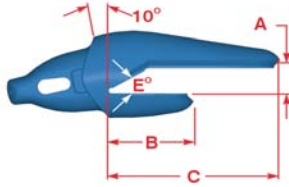


PIN ASSEMBLY		Dimensions						Weight		Socket	
XS40P		A		B		C		lb	kg	"	mm
		"	mm	"	mm	"	mm				
		5.43	138	0.96	24	2.04	52	2.0	0.9	9/16	14

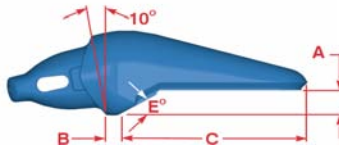


40 Series Specifications

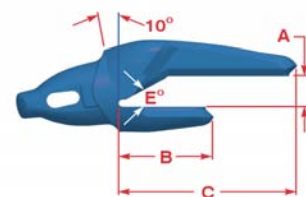
Teeth & Adapters Exclusively for XS Extreme Service Dealers



Type 1
1-1/2 Leg



Type 2
Flush Mount



Type 3
Notched Corner

ADAPTERS

XS Series	Part Number	Type	Dimensions										Weight	
			A		B		C		D		E Bevel Degree	Lip Thickness	lb	kg
			"	mm	"	mm	"	mm	"	mm				
40	1200XS40	1	2.09	53	5.63	143	11.00	279	5.28	134	30°	2.0"	43.5	19.7
	1200XS40R	1, 12° Spade,RH	2.09	53	5.88	149	11.13	282	5.28	134	30°	2.0"	46.2	21.0
	1200XS40L	1, 12° Spade,LH	2.09	53	5.88	149	11.13	282	5.28	134	30°	2.0"	46.2	21.0
	1250XS40	1	2.59	66	5.75	146	11.19	284	5.28	134	30°	2.5"	46.8	21.2
	1055MXS40	1	2.26	57	5.64	143	10.67	271	5.28	134	30°	55mm	43.3	19.6
	1060MXS40	1	2.46	62	5.56	141	11.00	279	5.28	134	30°	60mm	42.9	19.5
	1060MXS40R	1, 12° Spade,RH	2.46	62	5.94	151	11.13	282	5.28	134	30°	60mm	47.3	21.5
	1060MXS40L	1, 12° Spade,LH	2.46	62	5.94	151	11.13	282	5.28	134	30°	60mm	47.3	21.5
	1065MXS40	1	2.65	67	5.63	143	11.00	279	5.28	134	30°	65mm	43.5	19.7
	2045MXS40	2	1.84	47	0.75	19	12.30	312	5.28	134	30°	45mm	59.0	26.8
	6200XS40R	3, RH Notched	2.09	53.05	5.81	147.5	11.25	285.5	5.28	134	30°	2.0"	48.7	22.09
	6200XS40L	3, LH Notched	2.09	53.05	5.81	147.5	11.25	285.5	5.28	134	30°	2.0"	48.7	22.09
	-	-	-	-	-	-	-	-	-	-	-	-	-	-
	-	-	-	-	-	-	-	-	-	-	-	-	-	-
-	-	-	-	-	-	-	-	-	-	-	-	-	-	

Authorized Dealer

Hensley Industries, Inc.
2108 Joe Field Road . Dallas, Texas 75229 U.S.A.

Customer Service

(888) 406 - 6262 U.S./Canada . (972) 406 - 6262 all other locations

Hensley Attachments

A Division of Hensley Industries, Inc.
800 South Fifth . Mansfield, Texas 76063 U.S.A.
(800) 433 - 3144 . (817) 477 - 3167



SAFETY FIRST: Hensley Industries, Inc. recommends that you use a soft-faced hammer and ANSI-approved (Z87.1) eye protection while using our products.

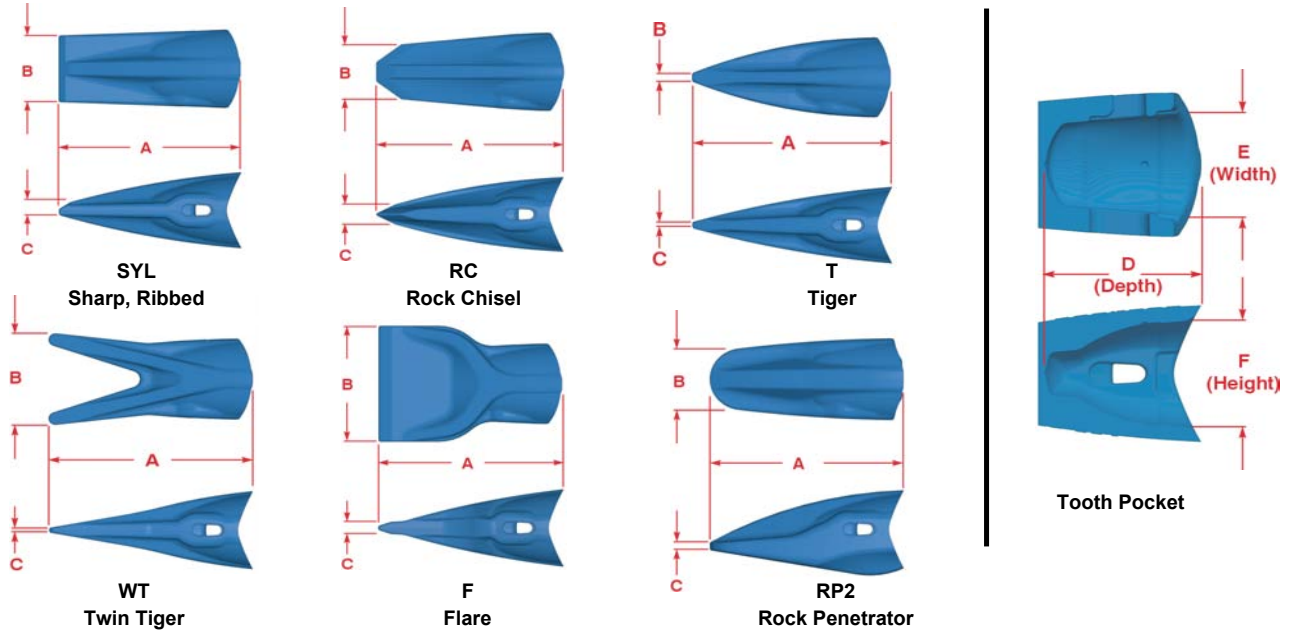
Copyright © 2005 Hensley Industries, Inc.

This publication is protected under the copyright laws of the United States. Unauthorized duplication or distribution is prohibited.

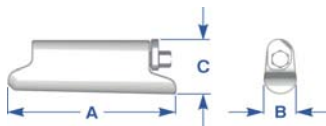


50 Series Specifications

Teeth & Adapters Exclusively for XS Extreme Service Dealers



TEETH																
XS Series	Part Number	Pin Assembly	Dimensions											Weight		
			Overall Tooth						Tooth Pocket							
			A		B		C		D		E		F	lb	kg	
			"	mm	"	mm	"	mm	"	mm	"	mm	"			mm
50	XS50SYL	XS50P	13.88	352	5.50	140	0.82	21	6.50	165	4.69	119	4.91	125	36.6	16.6
	XS50RC		14.59	370	4.59	117	1.64	42	6.50	165	4.69	119	4.91	125	37.0	16.8
	XS50T		15.09	383	0.67	17	0.49	12	6.50	165	4.69	119	4.91	125	31.7	14.4
	XS50WT		15.09	383	7.34	186	0.36	9	6.50	165	4.69	119	4.91	125	32.1	14.6
	XS50F		11.63	295	9.44	240	0.90	23	6.50	165	4.69	119	4.91	125	47.6	21.6
	XS50RP2		14.38	365	4.88	124	0.63	16	6.50	165	4.69	119	4.91	125	55.0	24.9
	-		-	-	-	-	-	-	-	-	-	-	-	-	-	-
-	-	-	-	-	-	-	-	-	-	-	-	-	-	-	-	

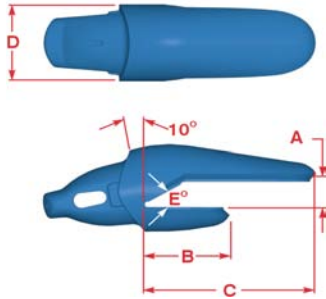


PIN ASSEMBLY		Dimensions						Weight		Socket	
XS Series	Part Number	A		B		C		lb	kg	"	mm
		"	mm	"	mm	"	mm				
		50	XS50P	6.125	155	1.05	27	2.26	57	2.6	1.2

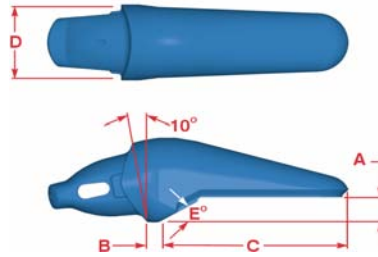


50 Series Specifications

Teeth & Adapters Exclusively for XS Extreme Service Dealers



Type 1
1-1/2 Leg



Type 2
Flush Mount

ADAPTERS															
XS Series	Part Number	Type	Dimensions										Weight		
			A		B		C		D		E Bevel Degree	Lip Thickness	lb	kg	
			"	mm	"	mm	"	mm	"	mm					
50	1200XS50	1	2.09	53	6.25	159	11.84	301	5.84	148	30°	2.0"	60.0	27.2	
	1250XS50	1	2.59	66	6.25	159	11.81	300	5.84	148	30°	2.5"	60.0	27.2	
	1275XS50	1	2.84	72	6.28	159	11.81	300	5.84	148	30°	2.75"	60.0	27.2	
	2050MXS50	2	2.03	52	1.00	25	13.69	347	5.84	148	30°	50mm	87.0	39.5	
	2060MXS50	2	2.38	60	1.00	25	13.88	352	5.84	148	30°	60mm	83.0	37.6	
	1060MXS50	1	2.46	62	6.27	159	11.83	300	5.84	148	30°	60mm	60.0	27.2	
	-	-	-	-	-	-	-	-	-	-	-	-	-	-	-
	-	-	-	-	-	-	-	-	-	-	-	-	-	-	-
	-	-	-	-	-	-	-	-	-	-	-	-	-	-	-
	-	-	-	-	-	-	-	-	-	-	-	-	-	-	-

Authorized Dealer

Hensley Industries, Inc.
2108 Joe Field Road . Dallas, Texas 75229 U.S.A.
Customer Service
(888) 406 - 6262 U.S./Canada . (972) 406 - 6262 all other locations
Hensley Attachments
A Division of Hensley Industries, Inc.
800 South Fifth . Mansfield, Texas 76063 U.S.A.
(800) 433 - 3144 . (817) 477 - 3167



SAFETY FIRST: Hensley Industries, Inc. recommends that you use a soft-faced hammer and ANSI-approved (Z87.1) eye protection while using our products.

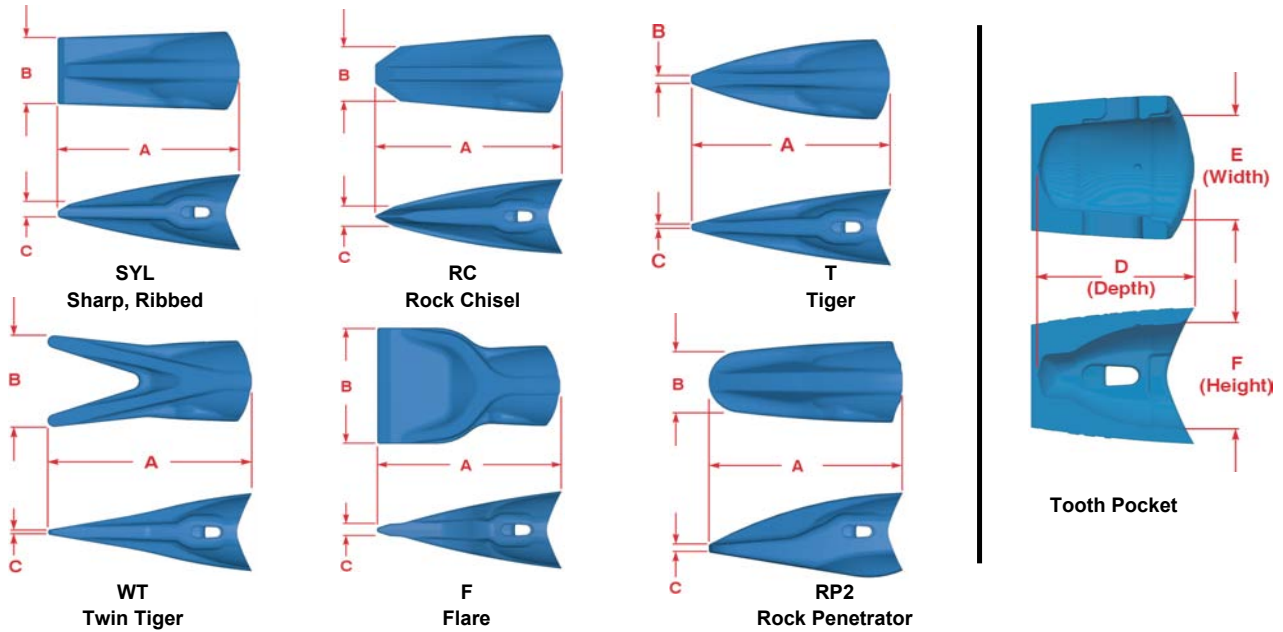
Copyright © 2005 Hensley Industries, Inc.

This publication is protected under the copyright laws of the United States. Unauthorized duplication or distribution is prohibited.

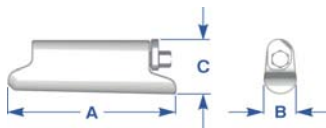


70 Series Specifications

Teeth & Adapters Exclusively for XS Extreme Service Dealers



TEETH																
XS Series	Part Number	Pin Assembly	Dimensions											Weight		
			Overall Tooth						Tooth Pocket							
			A		B		C		D		E		F	lb	kg	
			"	mm	"	mm	"	mm	"	mm	"	mm	"			mm
70	XS70SYL	XS70P	15.00	381	6.00	152	0.88	22	7.06	179	5.09	129	5.34	136	45.0	20.4
	XS70RC		15.75	400	4.97	126	1.78	45	7.06	179	5.09	129	5.34	136	46.5	21.1
	XS70T		16.31	414	0.73	18	0.53	13	7.06	179	5.09	129	5.34	136	37.5	17.0
	XS70WT		16.31	414	7.94	201	0.39	10	7.06	179	5.09	129	5.34	136	39.5	17.9
	XS70F		14.75	374	10.19	259	0.97	25	7.06	179	5.09	129	5.34	136	57.5	26.1
	XS70RP2		15.56	395	5.27	134	0.68	17	7.06	179	5.09	129	5.34	136	71.0	32.2
	-		-	-	-	-	-	-	-	-	-	-	-	-	-	-
-	-	-	-	-	-	-	-	-	-	-	-	-	-	-	-	

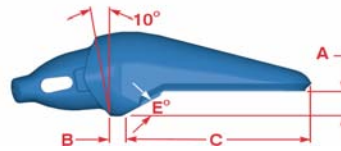
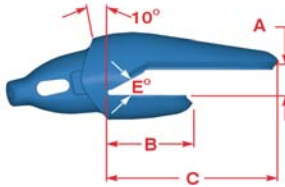


PIN ASSEMBLY		Dimensions						Weight		Socket	
XS Series	Part Number	A		B		C		lb	kg	"	mm
		"	mm	"	mm	"	mm				
		70	XS70P	6.656	169	1.15	29	2.48	63	3.4	1.5



70 Series Specifications

Teeth & Adapters Exclusively for XS Extreme Service Dealers



Type 1
1-1/2 Leg

Type 2
Flush Mount

ADAPTERS														
XS Series	Part Number	Type	Dimensions										Weight	
			A		B		C		D		E Bevel Degree	Lip Thickness	lb	kg
			"	mm	"	mm	"	mm	"	mm				
70	1200XS70	1	2.904	73.71	7	177.7	13.38	339.5	6.344	161	30°	2"	75	34.02
	1250XS70	1	2.594	65.84	7	177.7	13.31	337.9	6.344	161	30°	2.5"	75	34.02
	1250XS70R	1, RH 12° SPADE	2.594	65.84	7.063	179.3	13.38	339.5	6.344	161	30°	2.5"	84	38.1
	1250XS70L	1, LH 12° SPADE	2.594	65.84	7.063	179.3	13.38	339.5	6.344	161	30°	2.5"	84	38.1
	1275XS70	1	2.844	72.18	7.25	184	13.5	342.6	6.344	161	30°	2.75"	81	36.74
	1275XS70R	1, RH 12° SPADE	2.844	72.18	7.5	190.4	13.75	349	6.344	161	30°	2.75"	86	39.01
	1275XS70L	1, LH 12° SPADE	2.844	72.18	7.5	190.4	13.75	349	6.344	161	30°	2.75"	86	39.01
	1080MXS70	1	3.244	82.34	7.25	184	13.5	342.6	6.344	161	30°	80MM	78	35.38
	1080MXS70R	1, RH 12° SPADE	3.244	82.34	7.25	184	13.5	342.6	6.344	161	30°	80MM	84	38.1
	1080MXS70L	1, LH 12° SPADE	3.244	82.34	7.25	184	13.5	342.6	6.344	161	30°	80MM	84	38.1
	1300XS70	1	3.094	78.53	7.25	184	13.5	342.6	6.344	161	30°	3"	72	32.66
	2065MXS70	2	2.656	67.41	1	25.38	15	380.7	6.344	161	30°	65MM	106	48.08
	158XS70	Stake	Replaces Escro #157-55, Escro C-58 Cast Lip										80	36.29
-	-	-	-	-	-	-	-	-	-	-	-	-	-	-

Authorized Dealer

Hensley Industries, Inc.
2108 Joe Field Road . Dallas, Texas 75229 U.S.A.
Customer Service
(888) 406 - 6262 U.S./Canada . (972) 406 - 6262 all other locations
Hensley Attachments
A Division of Hensley Industries, Inc.
800 South Fifth . Mansfield, Texas 76063 U.S.A.
(800) 433 - 3144 . (817) 477 - 3167

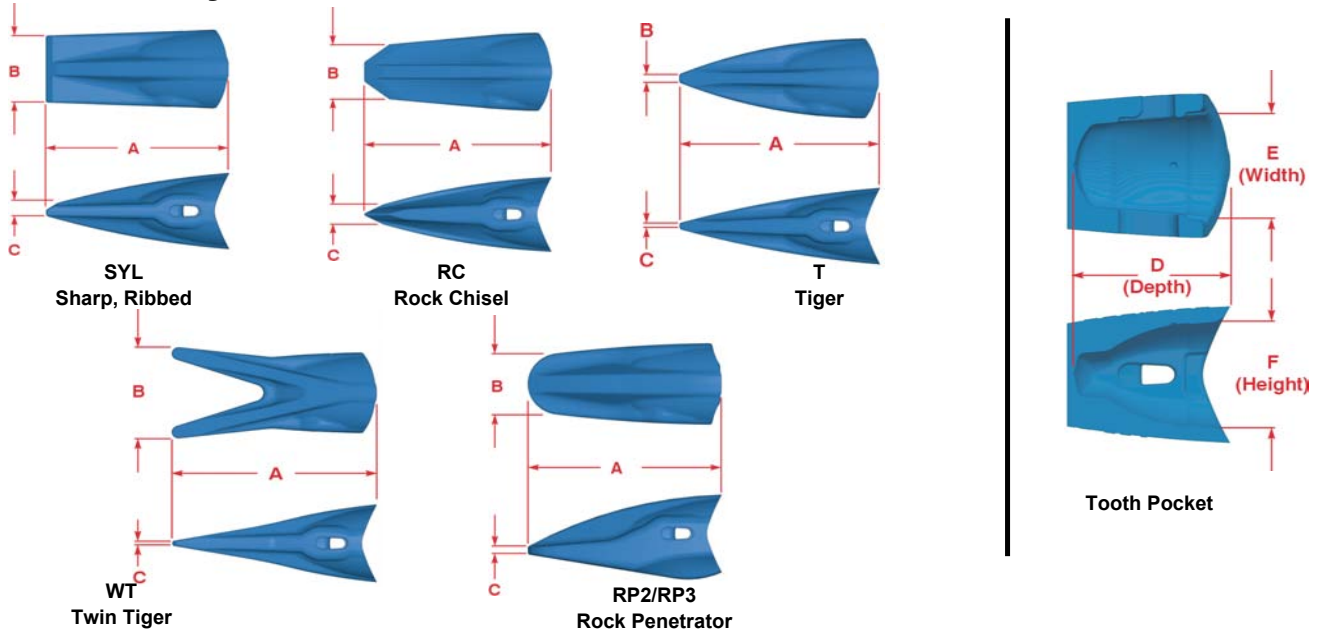


SAFETY FIRST: Hensley Industries, Inc. recommends that you use a soft-faced hammer **and** ANSI-approved (Z87.1) eye protection while using our products.
Copyright © 2005 Hensley Industries, Inc.
This publication is protected under the copyright laws of the United States. Unauthorized duplication or distribution is prohibited.

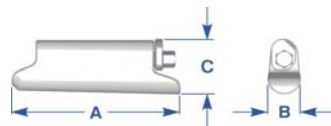


85 Series Specifications

Teeth & Adapters Exclusively for XS Extreme Service Dealers



TEETH		Pin Assembly	Dimensions											Weight			
XS Series	Part Number		Overall Tooth						Tooth Pocket								
			A		B		C		D		E		F				
			"	mm	"	mm	"	mm	"	mm	"	mm	"	mm	lb	kg	
85	XS85SYL	XS85P	15.90	404	6.38	162	0.94	24	7.50	190	5.43	138	5.69	144	53.5	24.3	
	XS85RC		16.63	422	5.31	135	1.90	48	7.50	190	5.43	138	5.69	144	55.0	24.9	
	XS85T		17.38	441	0.78	20	0.57	14	7.50	190	5.43	138	5.69	144	47.0	21.3	
	XS85WT		17.40	442	8.47	215	0.42	11	7.50	190	5.43	138	5.69	144	48.3	21.9	
	-		-	-	-	-	-	-	-	-	-	-	-	-	-	-	-
	XS85RP2		17.10	434	5.97	152	0.75	19	7.50	190	5.43	138	5.69	144	93.0	42.2	
	XS85RP3		17.10	434	5.97	152	0.80	20	7.50	190	5.43	138	5.69	144	104.0	47.2	
	-		-	-	-	-	-	-	-	-	-	-	-	-	-	-	-

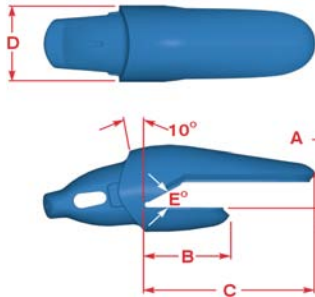


PIN ASSEMBLY		Dimensions						Weight		Socket	
XS Series	Part Number	A		B		C		lb	kg	"	mm
		"	mm	"	mm	"	mm				
			XS85P	7	178	1.21	31	2.55	65	3.8	1.7



85 Series Specifications

Teeth & Adapters Exclusively for XS Extreme Service Dealers



Type 1
1-1/2 Leg

ADAPTERS															
XS Series	Part Number	Type	Dimensions										Weight		
			A		B		C		D		E Bevel Degree	Lip Thickness	lb	kg	
			"	mm	"	mm	"	mm	"	mm					
85	1275XS85	1	2.84	72	7.50	190	14.38	365	6.80	173	30°	2.75"	94.0	42.6	
	1275XS85R	1, RH 12° SPADE	2.84	72	7.40	188	14.16	359	6.80	173	30°	2.75"	103.0	46.7	
	1275XS85L	1, LH 12° SPADE	2.84	72	7.40	188	14.16	359	6.80	173	30°	2.75"	103.0	46.7	
	1300XS85	1	3.09	78	7.50	190	14.25	362	6.80	173	30°	3.0"	97.0	44.0	
	1300XS85R	1, RH 12° SPADE	3.09	78	7.40	188	14.16	359	6.80	173	30°	3.0"	108.0	49.0	
	1300XS85L	1, LH 12° SPADE	3.09	78	7.40	188	14.16	359	6.80	173	30°	3.0"	108.0	49.0	
	1350XS85	1	3.59	91	7.44	189	14.18	360	6.80	173	30°	3.5"	93.0	42.2	
	1350XS85R	1, RH 12° SPADE	3.59	91	7.35	187	14.16	359	6.80	173	30°	3.5"	95.0	43.1	
	1350XS85L	1, LH 12° SPADE	3.59	91	7.35	187	14.16	359	6.80	173	30°	3.5"	95.0	43.1	
	1080XSM85	1	3.24	82	7.50	190	14.22	361	6.80	173	30°	80mm	93.0	42.2	
	1090XSM85	1	3.64	92	7.33	186	14.06	357	6.80	173	30°	90mm	99.0	44.9	
	-	-	-	-	-	-	-	-	-	-	-	-	-	-	-
	-	-	-	-	-	-	-	-	-	-	-	-	-	-	-
	-	-	-	-	-	-	-	-	-	-	-	-	-	-	-
-	-	-	-	-	-	-	-	-	-	-	-	-	-	-	

Authorized Dealer

Hensley Industries, Inc.
 2108 Joe Field Road . Dallas, Texas 75229 U.S.A.
Customer Service
 (888) 406 - 6262 U.S./Canada . (972) 406 - 6262 all other locations
Hensley Attachments
 A Division of Hensley Industries, Inc.
 800 South Fifth . Mansfield, Texas 76063 U.S.A.
 (800) 433 - 3144 . (817) 477 - 3167



SAFETY FIRST: Hensley Industries, Inc. recommends that you use a soft-faced hammer and ANSI-approved (Z87.1) eye protection while using our products.

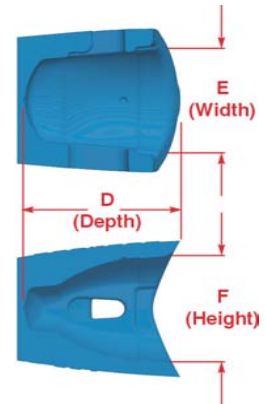
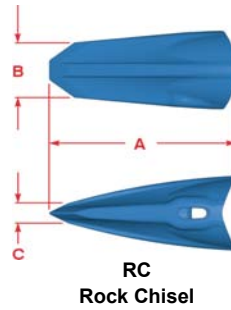
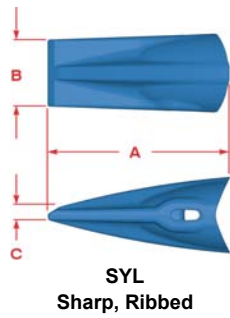
Copyright © 2005 Hensley Industries, Inc.

This publication is protected under the copyright laws of the United States. Unauthorized duplication or distribution is prohibited.

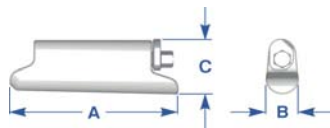


115 Series Specifications

Teeth & Adapters
Exclusively for XS Extreme Service Dealers



TEETH																
XS Series	Part Number	Pin Assembly	Dimensions											Weight		
			Overall Tooth						Tooth Pocket							
			A		B		C		D		E		F	lb	kg	
			"	mm	"	mm	"	mm	"	mm	"	mm	"			mm
115	XS115SYL	XS115P	17.90	454	7.16	182	1.20	30	8.48	215	6.04	153	6.34	161	78.0	35.4
	XS115RC		18.30	464	6.00	152	2.00	51	8.48	215	6.04	153	6.34	161	82.0	37.2
	-		-	-	-	-	-	-	-	-	-	-	-	-	-	-
	-		-	-	-	-	-	-	-	-	-	-	-	-	-	-
	-		-	-	-	-	-	-	-	-	-	-	-	-	-	-
	-		-	-	-	-	-	-	-	-	-	-	-	-	-	-
	-		-	-	-	-	-	-	-	-	-	-	-	-	-	-
	-		-	-	-	-	-	-	-	-	-	-	-	-	-	-

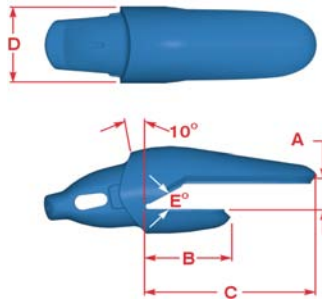


PIN ASSEMBLY		Dimensions						Weight		Socket	
XS Series	Part Number	A		B		C		lb	kg	"	mm
		"	mm	"	mm	"	mm				
			XS115P	8	203	1.54	39	2.72	69	5.5	2.5




115 Series Specifications

Teeth & Adapters Exclusively for XS Extreme Service Dealers



Type 1
1-1/2 Leg



Type 4
Integral Corner

ADAPTERS

XS Series	Part Number	Type	Dimensions										Weight	
			A		B		C		D		E Bevel Degree	Lip Thickness	lb	kg
			"	mm	"	mm	"	mm	"	mm				
115	350XS115	1	3.60	91	8.50	216	16.10	409	7.69	195	30°	3.5"	128.0	58.1
	351XS115	1, RH 12° SPADE	3.60	91	8.50	216	16.10	409	7.69	195	30°	3.5"	138.0	62.6
	352XS115	1, LH 12° SPADE	3.60	91	8.50	216	16.10	409	7.69	195	30°	3.5"	138.0	62.6
	A353XS115R	4, RH CNR	7.13	181	2.75	70	19.75	501	9.64	245	30°	3.5"	290.0	131.5
	A354XS115L	4, LH CNR	7.13	181	2.75	70	19.75	501	9.64	245	30°	3.5"	290.0	131.5
	-	-	-	-	-	-	-	-	-	-	-	-	-	-
	-	-	-	-	-	-	-	-	-	-	-	-	-	-
	-	-	-	-	-	-	-	-	-	-	-	-	-	-

LOWER WING SHROUD



WS115HX
Used with 353XS115R &
354XS115L

Weight 21.6 (9.8)

Hensley Industries, Inc.
2108 Joe Field Road . Dallas, Texas 75229 U.S.A.
Customer Service
(888) 406 - 6262 U.S./Canada . (972) 406 - 6262 all other locations
Hensley Attachments
A Division of Hensley Industries, Inc.
800 South Fifth . Mansfield, Texas 76063 U.S.A.
(800) 433 - 3144 . (817) 477 - 3167

Authorized Dealer

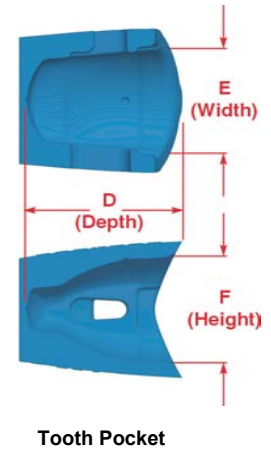
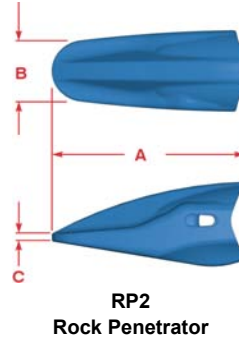
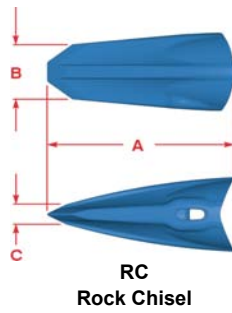
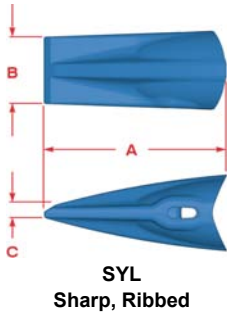


SAFETY FIRST: Hensley Industries, Inc. recommends that you use a soft-faced hammer and ANSI-approved (Z87.1) eye protection while using our products.
Copyright © 2005 Hensley Industries, Inc.
This publication is protected under the copyright laws of the United States. Unauthorized duplication or distribution is prohibited.

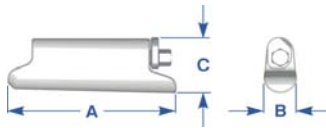


145 Series Specifications

Teeth & Adapters Exclusively for XS Extreme Service Dealers



TEETH		Pin Assembly	Dimensions											Weight		
XS Series	Part Number		Overall Tooth						Tooth Pocket							
			A		B		C		D		E		F			
			"	mm	"	mm	"	mm	"	mm	"	mm	"	mm	lb	kg
145	XS145SYL	XS145P	20.00	508	8.00	203	1.50	38	9.45	240	6.72	171	7.15	181	107.0	48.5
	XS145RC		20.90	530	6.60	168	2.40	61	9.45	240	6.72	171	7.15	181	114.0	51.7
	-		-	-	-	-	-	-	-	-	-	-	-	-	-	-
	-		-	-	-	-	-	-	-	-	-	-	-	-	-	-
	-		-	-	-	-	-	-	-	-	-	-	-	-	-	-
	XS145RP2		21.50	546	7.70	195	1.50	38	9.45	240	6.72	171	7.15	181	185.0	83.9
	-		-	-	-	-	-	-	-	-	-	-	-	-	-	-
XS145RPHL	21.50	546	10.50	266	1.50	38	9.47	240	6.88	175	7.19	182	224.0	101.6		




PIN ASSEMBLY		Dimensions						Weight		Socket	
XS Series	Part Number	A		B		C		lb	kg	"	mm
		"	mm	"	mm	"	mm				
			XS145P	8.9	226	1.74	44	3.10	79	7.2	3.3



145 Series Specifications

Teeth & Adapters Exclusively for XS Extreme Service Dealers



ADAPTERS		Dimensions											Weight	
XS Series	Part Number	Type	A		B		C		D		E Bevel Degree	Lip Thickness	Weight	
			"	mm	"	mm	"	mm	"	mm			lb	kg
			145	A397XS145	Mechanical	4.19	106	19.50	495	19.50	495	8.53	217	30°
A443XS145	1	4.91		125	13.25	336	17.25	438	8.53	217	30°	4.75	244.0	110.7
A444XS145R	4, RH CNR	8.25		209	3.50	89	21.53	546	8.63	219	30°	4.75"	471.0	213.6
A445XS145L	4, LH CNR	8.25		209	3.50	89	21.53	546	8.63	219	30°	4.75"	471.0	213.6
A893XS145	5, Straddle CNR	4.19		106	13.25	336	17.25	438	8.88	225	30°	4.0"	234.0	106.1
A894XS145R	1, 15° RH Spade	4.19		106	13.25	336	17.25	438	8.53	217	30°	4.0"	234.0	106.1
A895XS145L	1, 15° LH Spade	4.19		106	13.25	336	17.25	438	8.53	217	30°	4.0"	234.0	106.1
A896XS145	1	4.19		106	13.25	336	17.25	438	8.88	225	30°	4.0"	234.0	106.1
-	-	-		-	-	-	-	-	-	-	-	-	-	-
-	-	-	-	-	-	-	-	-	-	-	-	-	-	

WEAR CAPS



WC145HX - Used with 443XS145, 896XS145, 894XS145R, 895XS145L
Weight 29.0 (13.2)

893WC145 - Used with 893XS145
Weight 18.5 (8.4)

LOWER WING SHROUD



WS145HX
Used with 444XS145R & 445XS145L

Weight 46.0 (20.6)

Hensley Industries, Inc.

2108 Joe Field Road . Dallas, Texas 75229 U.S.A.

Customer Service

(888) 406 - 6262 U.S./Canada . (972) 406 - 6262 all other locations

Hensley Attachments

A Division of Hensley Industries, Inc.

800 South Fifth . Mansfield, Texas 76063 U.S.A.

(800) 433 - 3144 . (817) 477 - 3167

Authorized Dealer



SAFETY FIRST: Hensley Industries, Inc. recommends that you use a soft-faced hammer and ANSI-approved (Z87.1) eye protection while using our products.

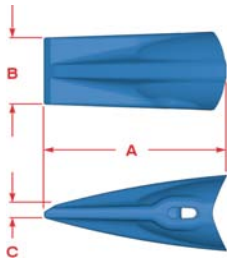
Copyright © 2005 Hensley Industries, Inc.

This publication is protected under the copyright laws of the United States. Unauthorized duplication or distribution is prohibited.

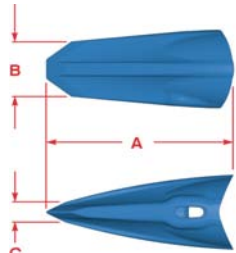


250 Series Specifications

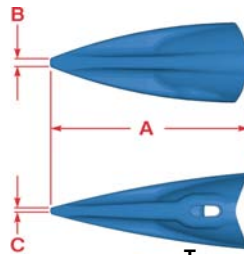
Teeth & Adapters Exclusively for XS Extreme Service Dealers



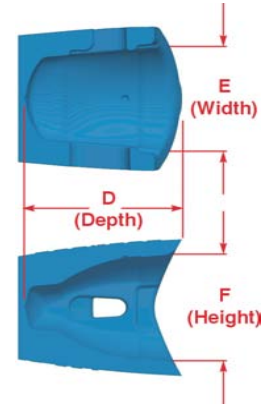
SYL
Sharp, Ribbed



RC
Rock Chisel

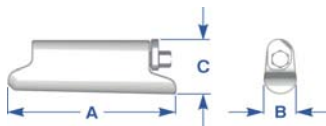


T
Tiger



Tooth Pocket

TEETH																	
XS Series	Part Number	Pin Assembly	Dimensions											Weight			
			Overall Tooth						Tooth Pocket								
			A		B		C		D		E		F		lb	kg	
			"	mm	"	mm	"	mm	"	mm	"	mm	"	mm			
250	XS250SYL	XS250P	22.50	571	9.00	228	1.60	41	10.74	273	7.58	192	7.96	202	160.0	72.6	
	XS250RC		23.63	600	7.56	192	2.69	68	10.74	273	7.58	192	7.96	202	160.0	72.6	
	XS250T		24.00	609	1.38	35	1.00	25	10.69	271	7.72	196	8.06	205	150.0	68.0	
	-		-	-	-	-	-	-	-	-	-	-	-	-	-	-	-
	-		-	-	-	-	-	-	-	-	-	-	-	-	-	-	-
	-		-	-	-	-	-	-	-	-	-	-	-	-	-	-	-
	-		-	-	-	-	-	-	-	-	-	-	-	-	-	-	-

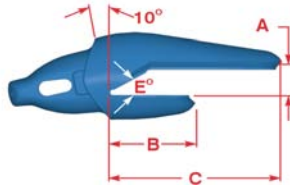


PIN ASSEMBLY		Dimensions						Weight		Socket	
XS250P		A		B		C		lb	kg	"	mm
		"	mm	"	mm	"	mm				
		10.06	255	1.97	50	3.43	87	10.5	4.8	5/8	16



250 Series Specifications

Teeth & Adapters Exclusively for XS Extreme Service Dealers



Type 1
1-1/2 Leg



Type 4
Integral Corner

ADAPTERS														
XS Series	Part Number	Type	Dimensions										Weight	
			A		B		C		D		E Bevel Degree	Lip Thickness	lb	kg
			"	mm	"	mm	"	mm	"	mm				
250	A255XS250	1	5.66	144	13.52	343	21.73	552	9.81	249	30°	5.5"	316.0	143.3
	A257XS250	1	4.91	125	13.00	330	21.36	542	9.81	249	30°	4.75"	338.0	153.3
	A258XS250R	4, RH CNR	8.25	209	3.50	89	21.00	533	12.50	317	30°	4.75"	509.0	230.9
	A259XS250L	4, LH CNR	8.25	209	3.50	89	21.00	533	12.50	317	30°	4.75"	509.0	230.9
	-	-	-	-	-	-	-	-	-	-	-	-	-	-
	-	-	-	-	-	-	-	-	-	-	-	-	-	-
	-	-	-	-	-	-	-	-	-	-	-	-	-	-

WEAR CAP



WC250HX
Used with 257XS250

Weight 33.0 (15.0)

LOWER WING SHROUD



WS250HX
Used with 258XS250R &
258XS250L

Weight 36.0 (16.3)

Authorized Dealer

Hensley Industries, Inc.
2108 Joe Field Road . Dallas, Texas 75229 U.S.A.
Customer Service
(888) 406 - 6262 U.S./Canada . (972) 406 - 6262 all other locations
Hensley Attachments
A Division of Hensley Industries, Inc.
800 South Fifth . Mansfield, Texas 76063 U.S.A.
(800) 433 - 3144 . (817) 477 - 3167



SAFETY FIRST: Hensley Industries, Inc. recommends that you use a soft-faced hammer and ANSI-approved (Z87.1) eye protection while using our products.

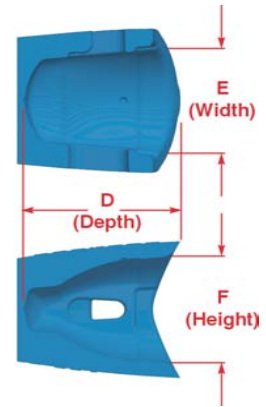
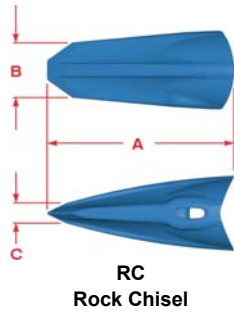
Copyright © 2005 Hensley Industries, Inc.

This publication is protected under the copyright laws of the United States. Unauthorized duplication or distribution is prohibited.

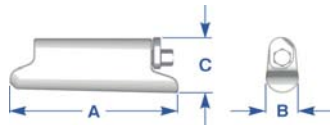


340 Series Specifications

Teeth & Adapters
Exclusively for XS Extreme Service Dealers



TEETH																	
XS Series	Part Number	Pin Assembly	Dimensions											Weight			
			Overall Tooth						Tooth Pocket								
			A		B		C		D		E		F	lb	kg		
			"	mm	"	mm	"	mm	"	mm	"	mm	"			mm	
340	-	XS340P	-	-	-	-	-	-	-	-	-	-	-	-	-		
	XS340RC		24.75	628	8.50	216	2.94	75	11.74	298	7.33	186	9.13	232	219.0	99.3	
	-		-	-	-	-	-	-	-	-	-	-	-	-	-	-	
	-		-	-	-	-	-	-	-	-	-	-	-	-	-	-	
	-		-	-	-	-	-	-	-	-	-	-	-	-	-	-	
	-		-	-	-	-	-	-	-	-	-	-	-	-	-	-	-
	-		-	-	-	-	-	-	-	-	-	-	-	-	-	-	-

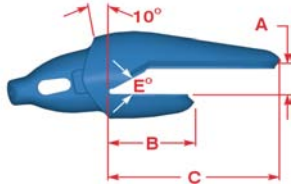


PIN ASSEMBLY		Dimensions						Weight		Socket	
XS340P	A		B		C		lb	kg	"	mm	
	"	mm	"	mm	"	mm					
	9.625	244	1.84	47	3.47	88	11.0	5.0	5/8	16	




340 Series Specifications

Teeth & Adapters Exclusively for XS Extreme Service Dealers



Type 1
1-1/2 Leg



Type 4
Integral Corner

ADAPTERS														
XS Series	Part Number	Type	Dimensions										Weight	
			A		B		C		D		E Bevel Degree	Lip Thickness		
			"	mm	"	mm	"	mm	"	mm			lb	kg
340	A140XS340	1	5.66	144	13.38	340	20.31	516	10.50	266	30°	5.5"	380.0	172.4
	A141XS340L	1, LH SPADE	5.66	144	14.45	367	21.39	543	10.50	266	30°	5.5"	380.0	172.4
	A142XS340R	1, RH SPADE	5.66	144	14.45	367	21.39	543	10.50	266	30°	5.5"	381.0	172.8
	A143XS340L	4, LH CNR	9.65	245	3.54	90	24.25	616	15.75	400	30°	5.5"	926.5	420.3
	A144XS340R	4, RH CNR	9.65	245	3.54	90	24.25	616	15.75	400	30°	5.5"	921.5	418.0
	-	-	-	-	-	-	-	-	-	-	-	-	-	-
	-	-	-	-	-	-	-	-	-	-	-	-	-	-

WEAR CAP



WC140HX
Used with 140XS340,
141XS340L, 142XS340R
Weight 40.0 (18.1)

LOWER WING SHROUD



WS143HX
Used with 143XS340L &
144XS340R
Weight 72.0 (32.7)

Authorized Dealer

Hensley Industries, Inc.
2108 Joe Field Road . Dallas, Texas 75229 U.S.A.
Customer Service
(888) 406 - 6262 U.S./Canada . (972) 406 - 6262 all other locations
Hensley Attachments
A Division of Hensley Industries, Inc.
800 South Fifth . Mansfield, Texas 76063 U.S.A.
(800) 433 - 3144 . (817) 477 - 3167



SAFETY FIRST: Hensley Industries, Inc. recommends that you use a soft-faced hammer and ANSI-approved (Z87.1) eye protection while using our products.

Copyright © 2005 Hensley Industries, Inc.

This publication is protected under the copyright laws of the United States. Unauthorized duplication or distribution is prohibited.