

Specialists for Overburden Drilling Products

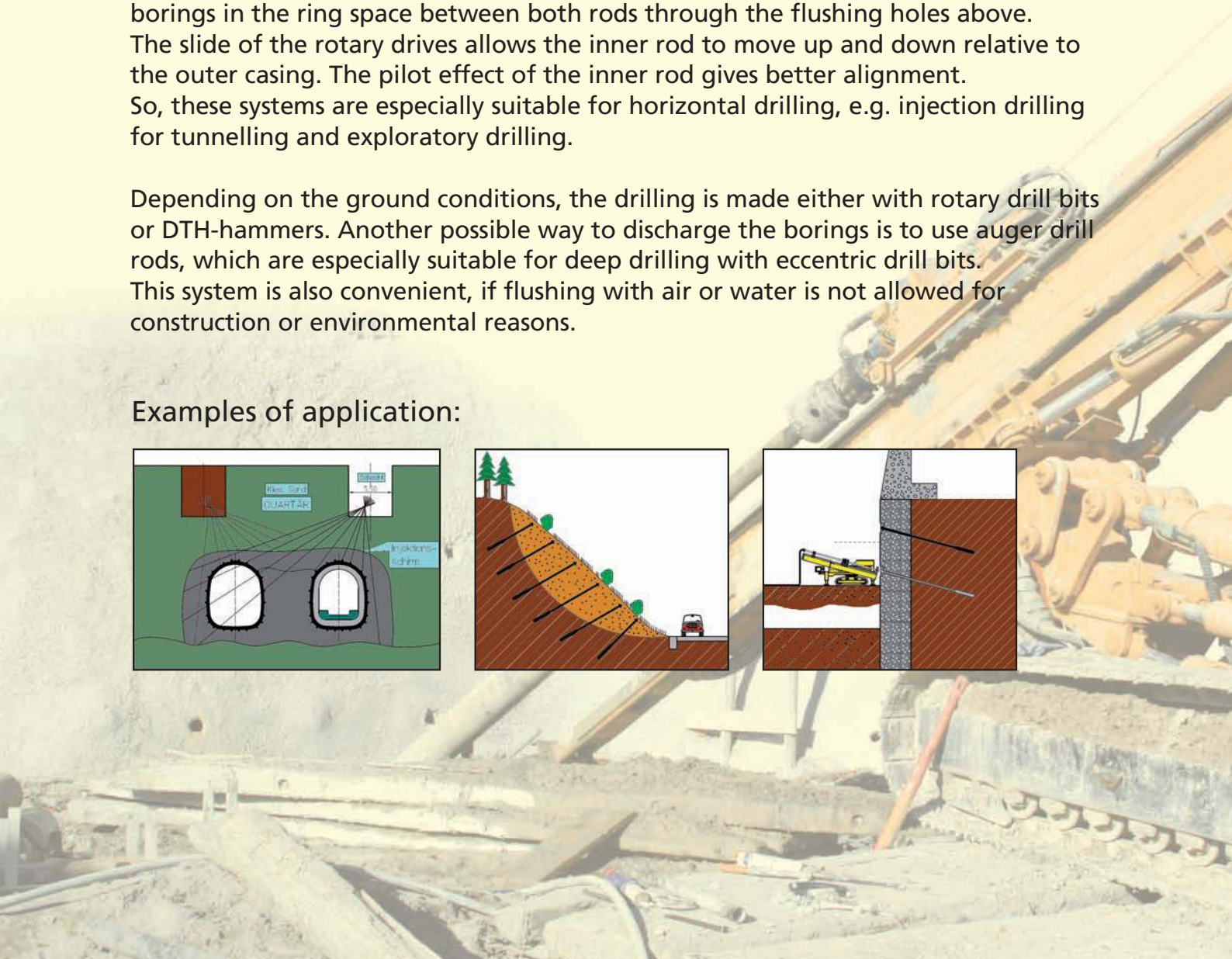
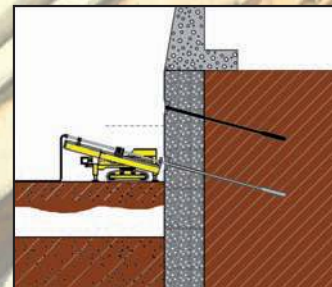
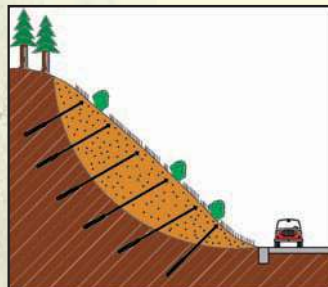
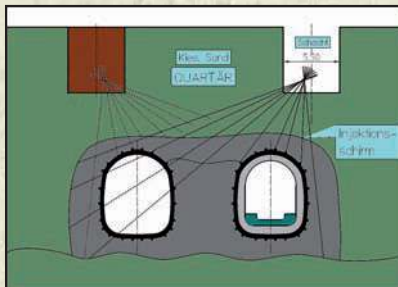
Overburden Drilling Systems D 114.3 – D 219.1 with double head drilling unit (rotary/rotary)

The name „Overburden Drilling“ results from the composition of the earth crust. The bedrock is covered with loose layers of earth consisting of sand, gravel, boulders combined with loose soil and other deposits. All these formations are grouped together under the umbrella term „Overburden“, which overlies the bedrock.

Certain drilling processes make it necessary to support the wall with tubes. The system shown here has two rotation units which can be moved opposite to one another. The rods are counter-rotating independently. Air or water is flushed down the centre of the inner drill string to the end of the drill hole. It discharges the borings in the ring space between both rods through the flushing holes above. The slide of the rotary drives allows the inner rod to move up and down relative to the outer casing. The pilot effect of the inner rod gives better alignment. So, these systems are especially suitable for horizontal drilling, e.g. injection drilling for tunnelling and exploratory drilling.

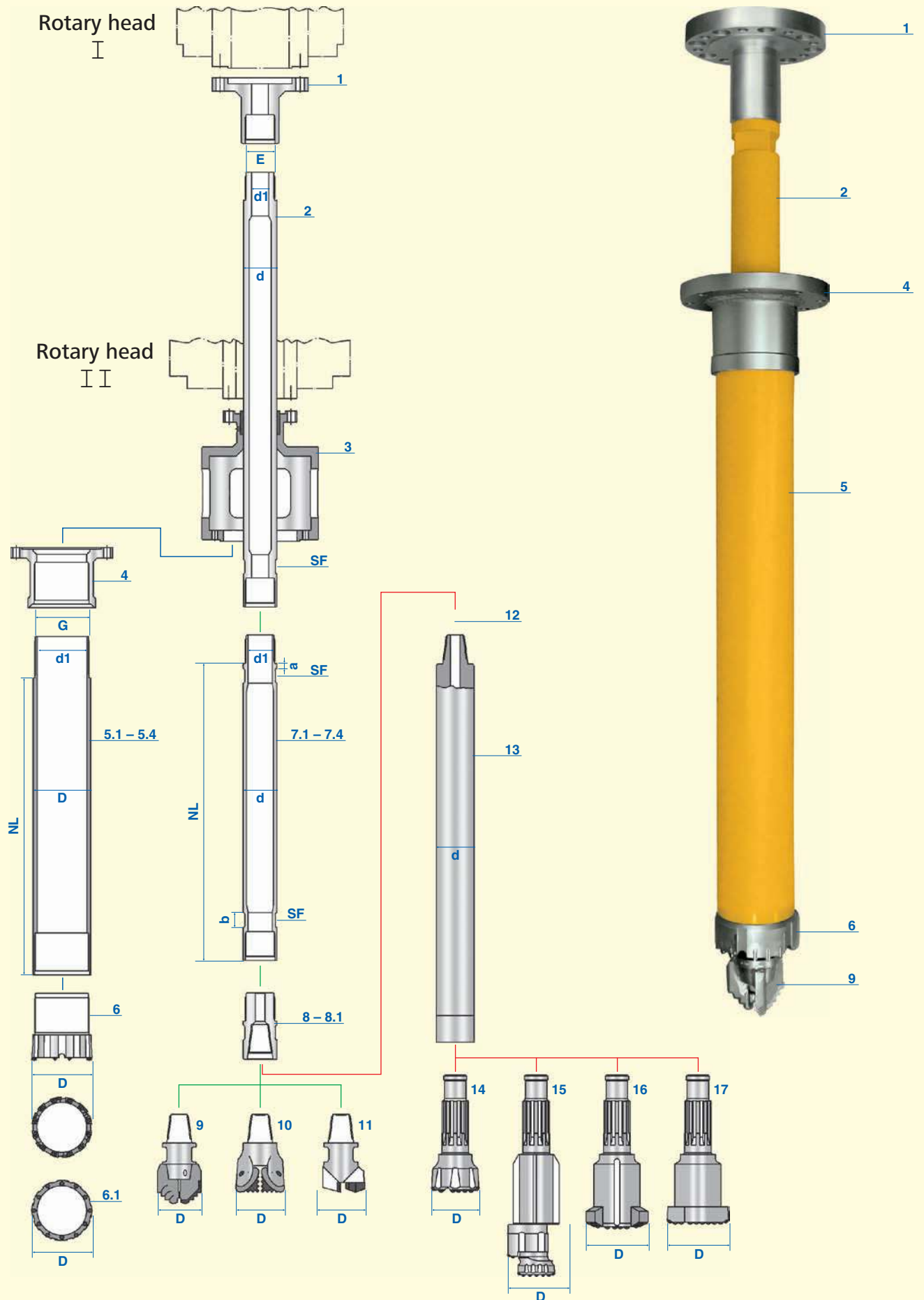
Depending on the ground conditions, the drilling is made either with rotary drill bits or DTH-hammers. Another possible way to discharge the borings is to use auger drill rods, which are especially suitable for deep drilling with eccentric drill bits. This system is also convenient, if flushing with air or water is not allowed for construction or environmental reasons.

Examples of application:



Overburden Drilling Systems

with double head drilling unit (rotary/rotary)



Overburden Drilling System D 114.3

with double head drilling unit (rotary/rotary)

Pos.	Description
1	Flange d 88.9 x 2 3/8" API IF RHT female (E), suitable for rotary head I (indicated with order)
2	Balance rod d 88.9 x 2 3/8" API IF RHT male/female (E) x 40mm (d1) x 2000mm length (other lengths on request according to double head drilling unit)
3	Ejection bell fitted with connecting flange suitable for rotary head II and bolt circle suitable for flange pos. 4.
4	Flange D 114.3, 2 starts, cyl. LHT female (G) suitable for ejection bell, pos. 3.
5	Casings D 114.3, 2 starts, cyl. LHT (G) x 8.8mm (10mm) wth x 92mm (d1). Quality tubes: S355J2H; Welding ends: high tempered steel. Welding ends friction welded.
5.1	3000 mm length
5.2	2000 mm length
5.3	1500 mm length
5.4	1000 mm length
6	Casing bit D 114.3, 2 starts, cyl. LHT male x D 120mm, hexagon type, lateral wear protection.
6.1	Casing bit D 114.3, 2 starts, cyl. LHT male x D 120mm, with special TC inserts and lateral wear protection.
7	Rotary rods d 76.1, 2 3/8" API Reg. RHT (E) x 8.8mm wth x 30mm (d1), with square spanner flat SW 65, measurements: a = 20mm, b = 60mm. Quality rods: S355J2H; Welding ends: high tempered steel, nitrated surface. Welding ends friction-welded.
7.1	3000 mm length
7.2	2000 mm length
7.3	1500 mm length
7.4	1000 mm length
8	Adaptor d 76.1 x 2 3/8" API Reg. RHT male x RHT female, suitable for pos. 10
8.1	Adaptor d 76.1 x 2 3/8" API Reg. RHT male x RHT female, suitable for pos. 13
9	Rotary bit d 76.1 x 2 3/8" API IF RHT male x D 90mm, 3 wings, stepped form, TC-fitted
10	Roller bit d 76.1 x 2 3/8" API Reg. RHT male x D 88.9mm (3 1/2")
11	Rotary bit d 76.1 x 2 3/8" API Reg. RHT male x D 90mm, 3 wings, plate type
12	Shock absorber for DTH-hammer (without picture)
13	DTH-hammer d = 82mm x connecting thread 2 3/8" API Reg. RHT male.
14	DTH-percussion bit D = 90mm, button type, shaft adapted for type of DTH-hammer

Tools

Fishing tap d 76.1 x 2 3/8" API Reg. RHT male

Fishing bell d 76.1 x 2 3/8" API Reg. RHT male

Spanner SW 65 x 500mm long

Lifting cap d 76.1, 2 3/8" API Reg female

Lifting nipple d 76.1, 2 3/8" API Reg male

Signs & Symbols

LHT = left hand thread; RHT = right hand thread; D = outer diameter; d = inner diameter; cyl. = cylindrical; con. = conical

SF = spannerflat; L = length; wth = wall thickness; G = thread connection.

The following threads are on offer: right hand, left hand, cylindrical or conical. All casings can be made friction-welded or with nipples.

Please note that this production sheet shows only standard versions due to the many possible tool variations. Special designs on request.

Overburden Drilling System D 133

with double head drilling unit (rotary/rotary)

Pos.	Description
1	Flange d 88.9 x 2 3/8" API IF RHT female (E), suitable for rotary head I (indicated with order)
2	Balance rod d 88.9 x 2 3/8" API IF RHT male/female (E) x 40mm (d1) x 2000mm length (other lengths on request according to double head drilling unit)
3	Ejection bell fitted with connecting flange suitable for rotary head II and bolt circle suitable for flange pos. 4.
4	Flange D 133, 2 starts, cyl. LHT female (G) suitable for ejection bell, pos. 3.
5	Casings D 133, 2 starts, cyl. LHT (G) x 8.8mm (10mm) wth x 110mm (d1). Quality tubes: S355J2H; Welding ends: high tempered steel. Welding ends friction welded.
5.1	3000 mm length
5.2	2000 mm length
5.3	1500 mm length
5.4	1000 mm length
6	Casing bit D 133, 2 starts, cyl. LHT male x D 140mm, hexagon type, lateral wear protection.
6.1	Casing bit D 133, 2 starts, cyl. LHT male x D 140mm, with special TC inserts and lateral wear protection.
7	Rotary rods d 76.1, 2 3/8" API Reg. RHT (E) x 8.8mm wth x 30mm (d1), with square spanner flat SW 65, measurements: a = 20mm, b = 60mm. Quality rods: S355J2H; Welding ends: high tempered steel, nitrated surface. Welding ends friction-welded.
7.1	3000 mm length
7.2	2000 mm length
7.3	1500 mm length
7.4	1000 mm length
8	Adaptor d 76.1 x 2 3/8" API Reg. RHT male x RHT female, suitable for pos. 10
8.1	Adaptor d 76.1 x 2 3/8" API Reg. RHT male x RHT female, suitable for pos. 13
9	Rotary bit d 76.1 x 2 3/8" API IF RHT male x D 105mm, 3 wings, stepped form, TC fitted
10	Roller bit d 76.1 x 2 3/8" API Reg. RHT male x D 108mm (4 1/4")
11	Rotary bit d 76.1 x 2 3/8" API Reg. RHT male x D 105mm, 3 wings, plate type
12	Shock absorber for DTH-hammer (without picture)
13	DTH-hammer d = 82mm x connecting thread 2 3/8" API Reg. RHT male
14	DTH-percussion bit D = 105mm, button type, shaft adapted for type of DTH-hammer

Tools

Fishing tap d 76.1 x 2 3/8" API Reg. RHT male

Fishing bell d 76.1 x 2 3/8" API Reg. RHT male

Spanner SW 65 x 500mm long

Lifting cap d 76.1, 2 3/8" API Reg female

Lifting nipple d 76.1, 2 3/8" API Reg male

Signs & Symbols

LHT = left hand thread; RHT = right hand thread; D = outer diameter; d = inner diameter; cyl. = cylindrical; con. = conical
SF = spannerflat; L = length; wth = wall thickness; G = thread connection.

The following threads are on offer: right hand, left hand, cylindrical or conical. All casings can be made friction-welded or with nipples.

Please note that this production sheet shows only standard versions due to the many possible tool variations. Special designs on request.

Overburden Drilling System D 139.7

with double head drilling unit (rotary/rotary)

Pos.	Description
1	Flange d 88.9 x 2 3/8" API IF RHT female (E), suitable for rotary head I (indicated with order)
2	Balance rod d 88.9 x 2 3/8" API IF RHT male/female (E) x 40mm (d1) x 2000mm length (other lengths on request according to double head drilling unit)
3	Ejection bell fitted with connecting flange suitable for rotary head II and bolt circle suitable for flange pos. 4.
4	Flange D 139.7, 2 starts, cyl. LHT female (G) suitable for ejection bell, pos. 3.
5	Casings D 139.7, 2 starts, cyl. LHT (G) x 8.8mm (10mm) wth x 117mm (d1). Quality tubes: S355J2H; Welding ends: high tempered steel. Welding ends friction welded.
5.1	3000 mm length
5.2	2000 mm length
5.3	1500 mm length
5.4	1000 mm length
6	Casing bit D 139.7, 2 starts, cyl. LHT male x D 148mm, hexagon type, lateral wear protection.
6.1	Casing bit D 139.7, 2 starts, cyl. LHT male x D 148mm, with special TC inserts and lateral wear protection.
7	Rotary rods d 88.9, thread 2 3/8" API Reg. (E) x 8.8mm wth x 35mm (d1), with square spanner flat SW 65, measurements: a = 20mm, b = 60mm. Quality rods: S355J2H; Welding ends: high tempered steel quality, nitrated surface. Welding ends friction-welded.
7.1	3000 mm length
7.2	2000 mm length
7.3	1500 mm length
7.4	1000 mm length
8	Adaptor d 88.9 x 2 3/8" API Reg. RHT male x RHT female, suitable for pos. 10
8.1	Adaptor d 88.9 x 2 3/8" API Reg. RHT male x RHT female, suitable for pos. 13
9	Rotary bit d 88.9 x 2 3/8" API IF RHT male x D 115mm, 3 wings, stepped form, TC fitted
10	Roller bit d 88.9 x 2 3/8" API Reg. RHT male x D 114.3mm (4 1/2")
11	Rotary bit d 88.9 x 2 3/8" API Reg. RHT male x D 114.3mm, 3 wings, plate type
12	Shock absorber for DTH-hammer (without picture)
13	DTH-hammer d = 92mm x connecting thread 2 3/8" API Reg. RHT male.
14	DTH-percussion bit D = 115mm, button type, shaft adapted for type of DTH-hammer
15	DTH-percussion bit type "EBEX 115" x D 148mm/d 115mm, button type, shaft adapted for type of DTH-hammer
16	DTH-percussion bit type "SuperJaws T 115" x D 148mm/d 115mm, button type, shaft adapted for type of DTH-hammer
17	DTH-percussion bit type "Super Maxbit 115" x D 148mm/d 115mm, button type, shaft adapted for type of DTH-hammer

Tools

Fishing tap d 88.9 x 2 3/8" API Reg. RHT male

Fishing bell d 88.9 x 2 3/8" API Reg. RHT male

Spanner SW 65 x 500mm long

Lifting cap d 88.9, 2 3/8" API Reg. RHT female

Lifting nipple d 88.9, 2 3/8" API Reg. RHT male

Signs & Symbols

LHT = left hand thread; RHT = right hand thread; D = outer diameter; d = inner diameter; cyl. = cylindrical; con. = conical
SF = spannerflat; L = length; wth = wall thickness; G = thread connection.

The following threads are on offer: right hand, left hand, cylindrical or conical. All casings can be made friction-welded or with nipples.

Please note that this production sheet shows only standard versions due to the many possible tool variations. Special designs on request.

Overburden Drilling System D 152.4

with double head drilling unit (rotary/rotary)

Pos.	Description
1	Flange d 88.9 x 2 3/8" API IF RHT female (E), suitable for rotary head I (indicated with order)
2	Balance rod d 88.9 x 2 3/8" API IF RHT male/female (E) x 40mm (d1) x 2000mm length (other lengths on request according to double head drilling unit)
3	Ejection bell fitted with connecting flange suitable for rotary head II and bolt circle suitable for flange pos. 4.
4	Flange D 152.4, 2 starts, cyl. LHT female (G) suitable for ejection bell, pos. 3.
5	Casings D 152.4, 2 starts, cyl. LHT (G) x 8.8mm (10mm) wth x 130mm (d1). Quality tubes: S355J2H; Welding ends: high tempered steel. Welding ends friction welded.
5.1	3000 mm length
5.2	2000 mm length
5.3	1500 mm length
5.4	1000 mm length
6	Casing bit D 152.4, 2 starts, cyl. LHT male x D 160mm, button type, lateral wear protection.
6.1	Casing bit D 152.4, 2 starts, cyl. LHT male x D 160mm, with special TC-inserts and lateral wear protection.
7	Rotary rods d 88.9, thread 2 3/8" API Reg. (E) x 8.8mm wth x 35mm (d1), with square spanner flat SW 65, measurements: a = 20mm, b = 60mm. Quality rods: S355J2H; Welding ends: high tempered steel quality, nitrated surface. Welding ends friction-welded.
7.1	3000 mm length
7.2	2000 mm length
7.3	1500 mm length
7.4	1000 mm length
8	Adaptor d 88.9 x 2 3/8" API Reg. RHT male x RHT female, suitable for pos. 10
8.1	Adaptor d 88.9 x 2 3/8" API Reg. RHT male x RHT female, suitable for pos. 13
9	Rotary bit d 88.9 x 2 3/8" API IF RHT male x D 125mm, 3 wings, stepped form, TC fitted
10	Roller bit d 88.9 x 2 7/8" API Reg. RHT male x D 127mm (5")
11	Rotary bit d 88.9 x 2 3/8" API Reg. RHT male x D 125mm, 3 wings, plate type
12	Shock absorber for DTH-hammer (without picture)
13	DTH-hammer d = 92mm x connecting thread 2 3/8" API Reg. RHT male.
14	DTH-percussion bit D = 127mm, button type, shaft adapted for type of DTH-hammer
15	DTH-percussion bit type "EBEX 130" x D 162mm/d 125mm, button type, shaft adapted for type of DTH-hammer
16	DTH-percussion bit type "SuperJaws T 130" x D 165mm/d 127mm, button type, shaft adapted for type of DTH-hammer
17	DTH-percussion bit type "Super Maxbit 130" x D 165mm/d 127mm, button type, shaft adapted for type of DTH-hammer

Tools

Fishing tap d 88.9 x 2 3/8" API Reg. RHT male

Fishing bell d 88.9 x 2 3/8" API Reg. RHT male

Spanner SW 65 x 500mm long

Lifting cap d 88.9, 2 3/8" API Reg. RHT female

Lifting nipple d 88.9, 2 3/8" API Reg. RHT male

Signs & Symbols

LHT = left hand thread; RHT = right hand thread; D = outer diameter; d = inner diameter; cyl. = cylindrical; con. = conical
SF = spannerflat; L = length; wth = wall thickness; G = thread connection.

The following threads are on offer: right hand, left hand, cylindrical or conical. All casings can be made friction-welded or with nipples.

Please note that this production sheet shows only standard versions due to the many possible tool variations. Special designs on request.

Overburden Drilling System D 177.8

with double head drilling unit (rotary/rotary)

Pos.	Description
1	Flange d 88.9 x 2 3/8" API IF RHT female (E), suitable for rotary head I (indicated with order)
2	Balance rod d 88.9 x 2 3/8" API IF RHT male/female (E) x 40mm (d1) x 2000mm length (other lengths on request according to double head drilling unit)
3	Ejection bell fitted with connecting flange suitable for rotary head II and bolt circle suitable for flange pos. 4.
4	Flange D 177.8, 2 starts, cyl. LHT female (G) suitable for ejection bell, pos. 3.
5	Casings D 177.8, 2 starts, cyl. LHT (G) x 8.8mm (10mm) wth x 155mm (d1). Quality tubes: S355J2H; Welding ends: high tempered steel. Welding ends friction welded.
5.1	3000 mm length
5.2	2000 mm length
5.3	1500 mm length
5.4	1000 mm length
6	Casing bit D 177.8, 2 starts, cyl. LHT male x D 185mm, button type, lateral wear protection.
6.1	Casing bit D 177.8, 2 starts, cyl. LHT male x D 185mm, with special TC inserts and lateral wear protection.
7	Rotary rods d 88.9, 2 3/8" API Reg. RHT (E) x 8.8mm wth x 35mm (d1), with square spanner flat SW 65, measurements: a = 20mm, b = 60mm. Quality rods: S355J2H; Welding ends: high tempered steel quality, nitrated surface. Welding ends friction-welded.
7.1	3000 mm length
7.2	2000 mm length
7.3	1500 mm length
7.4	1000 mm length
8	Adaptor d 88.9 x 2 3/8" API Reg. RHT male x RHT female, suitable for pos. 10
8.1	Adaptor d 88.9 x 2 3/8" API Reg. RHT male x RHT female, suitable for pos. 13
9	Rotary bit d 88.9 x 2 3/8" API IF RHT male x D 150mm, 3 wings, stepped form, TC fitted
10	Roller bit d 88.9 x 2 7/8" API Reg. RHT male x D 149.2mm (5 7/8")
11	Rotary bit d 88.9 x 2 3/8" API Reg. RHT male x D 150mm, 3 wings, plate type
12	Shock absorber for DTH-hammer (without picture)
13	DTH-hammer d = 121mm x connecting thread 3 1/2" API Reg. RHT male.
14	DTH-percussion bit D = 150mm, button type, shaft adapted for type of DTH-hammer
15	DTH-percussion bit type "EBEX 140" x D 178mm/d 150mm, button type, shaft adapted for type of DTH-hammer
16	DTH-percussion bit type "SuperJaws T 150" x D 190mm/d 149mm, button type, shaft adapted for type of DTH-hammer
17	DTH-percussion bit type "Super Maxbit 150" x D 189mm/d 149mm, button type, shaft adapted for type of DTH-hammer

Tools

Fishing tap d 88.9 x 2 3/8" API Reg. RHT male

Fishing bell d 88.9 x 2 3/8" API Reg. RHT male

Spanner SW 65 x 500mm long

Lifting cap d 88.9, 2 3/8" API Reg. RHT female

Lifting nipple d 88.9, 2 3/8" API Reg. RHT male

Signs & Symbols

LHT = left hand thread; RHT = right hand thread; D = outer diameter; d = inner diameter; cyl. = cylindrical; con. = conical

SF = spannerflat; L = length; wth = wall thickness; G = thread connection.

The following threads are on offer: right hand, left hand, cylindrical or conical. All casings can be made friction-welded or with nipples.

Please note that this production sheet shows only standard versions due to the many possible tool variations. Special designs on request.

Overburden Drilling System D 203

with double head drilling unit (rotary/rotary)

Pos.	Description
1	Flange d 88.9 x 2 3/8" API IF RHT female (E), suitable for rotary head I (indicated with order)
2	Balance rod d 88.9 x 2 3/8" API IF RHT male/female (E) x 40mm (d1) x 2000mm length (other lengths on request according to double head drilling unit)
3	Ejection bell fitted with connecting flange suitable for rotary head II and bolt circle suitable for flange pos. 4.
4	Flange D 203, 2 starts, cyl. LHT female (G) suitable for ejection bell, pos. 3.
5	Casings D 203, 2 starts, cyl. LHT (G) x 8.8mm (10mm) wth x 180mm (d1). Quality tubes: S355J2H; Welding ends: high tempered steel. Welding ends friction welded.
5.1	3000 mm length
5.2	2000 mm length
5.3	1500 mm length
5.4	1000 mm length
6	Casing bit D 203, 2 starts, cyl. LHT male x D 210mm, button type, lateral wear protection.
6.1	Casing bit D 203, 2 starts, cyl. LHT male x D 210mm, with special TC inserts and lateral wear protection.
7	Rotary rods d 114.3, 3 1/2" API Reg. RHT (E) x 8.8mm wth x 50mm (d1), with square spanner flat SW 95, measurements: a = 20mm, b = 60mm. Quality rods: S355J2H; Welding ends: high tempered steel quality, nitrated surface. Welding ends friction-welded.
7.1	3000 mm length
7.2	2000 mm length
7.3	1500 mm length
7.4	1000 mm length
8	Adaptor d 114.3 x 3 1/2" API Reg. RHT male x RHT female, suitable for pos. 10
8.1	Adaptor d 114.3 x 3 1/2" API Reg. RHT male x RHT female, suitable for pos. 13
9	Rotary bit d 114.3 x 3 1/2" API IF RHT male x D 178mm, 3 wings, stepped form, TC fitted
10	Roller bit d 114.3 x 3 1/2" API Reg. RHT male x D 171.5mm (6 3/4")
11	Rotary bit d 114.3 x 3 1/2" API Reg. RHT male x D 178mm, 3 wings, plate type
12	Shock absorber for DTH-hammer (without picture)
13	DTH-hammer d = 121mm x connecting thread 3 1/2" API Reg. RHT male
14	DTH-percussion bit D = 175mm, button type, shaft adapted for type of DTH-hammer
15	DTH-percussion bit type "EBEX 165" x D 210mm/d 167mm, button type, shaft adapted for type of DTH-hammer
16	DTH-percussion bit type "SuperJaws T 165" x D 212mm/d 165mm, button type, shaft adapted for type of DTH-hammer
17	DTH-percussion bit type "Super Maxbit 165" x D 211mm/d 165mm, button type, shaft adapted for type of DTH-hammer

Tools

Fishing tap d 114.3 x 3 1/2" API Reg. RHT male

Fishing bell d 114.3 x 3 1/2" API Reg. RHT male

Spanner SW 95 x 500mm long

Lifting cap d 114.3, 3 1/2" API Reg. RHT female

Lifting nipple d 114.3, 3 1/2" API Reg. RHT male

Signs & Symbols

LHT = left hand thread; RHT = right hand thread; D = outer diameter; d = inner diameter; cyl. = cylindrical; con. = conical
SF = spannerflat; L = length; wth = wall thickness; G = thread connection.

The following threads are on offer: right hand, left hand, cylindrical or conical. All casings can be made friction-welded or with nipples.

Please note that this production sheet shows only standard versions due to the many possible tool variations. Special designs on request.

Overburden Drilling System D 219.1

with double head drilling unit (rotary/rotary)

Pos.	Description
1	Flange d 88.9 x 2 3/8" API IF RHT female (E), suitable for rotary head I (indicated with order)
2	Balance rod d 88.9 x 2 3/8" API IF RHT male/female (E) x 40mm (d1) x 2000mm length (other lengths on request according to double head drilling unit)
3	Ejection bell fitted with connecting flange suitable for rotary head II and bolt circle suitable for flange pos. 4.
4	Flange D 219.1, 2 starts, cyl. LHT female (G) suitable for ejection bell, pos. 3.
5	Casings D 219.1, 2 starts, cyl. LHT (G) x 8.8mm (10mm) wth x 196mm (d1). Quality tubes: S355J2H; Welding ends: high tempered steel. Welding ends friction welded.
5.1	3000 mm length
5.2	2000 mm length
5.3	1500 mm length
5.4	1000 mm length
6	Casing bit D 219.1, 2 starts, cyl. LHT male x D 225mm, button type, lateral wear protection.
6.1	Casing bit D 219.1, 2 starts, cyl. LHT male x D 225mm, with special TC-inserts and lateral wear protection.
7	Rotary rods d 114.3, 3 1/2" API Reg. RHT (E) x 8.8mm wth x 50mm (d1), with square spanner flat SW 95, measurements: a = 20mm, b = 60mm. Quality rods: S355J2H; Welding ends: high tempered steel quality, nitrated surface. Welding ends friction-welded.
7.1	3000 mm length
7.2	2000 mm length
7.3	1500 mm length
7.4	1000 mm length
8	Adaptor d 114.3 x 3 1/2" API Reg. RHT male x RHT female, suitable for pos. 10
8.1	Adaptor d 114.3 x 3 1/2" API Reg. RHT male x RHT female, suitable for pos. 13
9	Rotary bit d 114.3 x 3 1/2" API IF RHT male x D 194mm, 3 wings, stepped form, TC fitted
10	Roller bit d 114.3 x 3 1/2" API Reg. RHT male x D 193.7mm (7 5/8")
11	Rotary bit d 114.3 x 3 1/2" API Reg. RHT male x D 194mm, 3 wings, plate type
12	Shock absorber for DTH-hammer (without picture)
13	DTH-hammer d = 121mm x connecting thread 3 1/2" API Reg. RHT male.
14	DTH-percussion bit D = 190mm, button type, shaft adapted for type of DTH-hammer
15	DTH-percussion bit type "EBEX 190" x D 237mm/d 191mm, button type, shaft adapted for type of DTH-hammer
16	DTH-percussion bit type "SuperJaws T 190" x D 237mm/d 191mm, button type, shaft adapted for type of DTH-hammer
17	DTH-percussion bit type "Super Maxbit 190" x D 237mm/d 191mm, button type, shaft adapted for type of DTH-hammer

Tools

Fishing tap d 114.3 x 3 1/2" API Reg. RHT male

Fishing bell d 114.3 x 3 1/2" API Reg. RHT male

Spanner SW 95 x 500mm long

Lifting cap d 114.3, 3 1/2" API Reg. RHT female

Lifting nipple d 114.3, 3 1/2" API Reg. RHT male

Signs & Symbols

LHT = left hand thread; RHT = right hand thread; D = outer diameter; d = inner diameter; cyl. = cylindrical; con. = conical
SF = spannerflat; L = length; wth = wall thickness; G = thread connection.

The following threads are on offer: right hand, left hand, cylindrical or conical. All casings can be made friction-welded or with nipples.

Please note that this production sheet shows only standard versions due to the many possible tool variations. Special designs on request.