


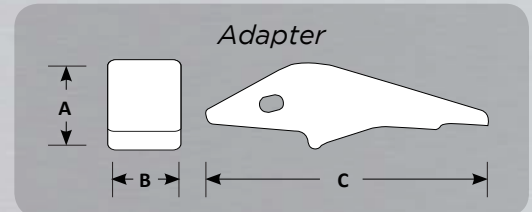
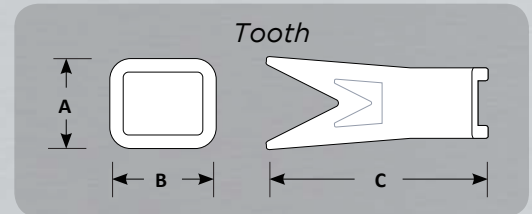


for H&L® Replacement



Teeth & Adapters

Part #	Description	Model	Weight	A	B	C
230SH	Standard Short	23 Series	2.4 lbs	2.43"	2.19"	5.61"
230	Standard Long		2.5 lbs	2.35"	2.19"	6.00"
23T	Tiger		2.0 lbs	2.38"	2.19"	6.38"
23WT	Twin Tiger		2.5 lbs	2.38"	2.19"	6.44"
23ST	Star		2.5 lbs	2.38"	2.19"	6.07"
230F	Flare		2.7 lbs	2.38"	2.19"	5.25"
23F	Heavy Duty Flare		3.7 lbs	2.38"	2.19"	5.25"
1001-23	Top Strap Adapter		4.1 lbs	2.40"	1.44"	8.00"
2740MW23	Adapter 3/4" Base Edge		4.2 lbs	2.63"	1.50"	9.06"
2740ZW23	Adapter 1" Base Edge		4.1 lbs	2.81"	1.50"	8.81"
2740-23	Adapter 1" Base Edge	3.8 lbs	2.98"	1.48"	8.06"	
D834-23	Adapter Bottom Leg	2.8 lbs	2.13"	1.50"	6.56"	
23 WN	Weld on Nose	1.7 lbs	2.29"	1.49"	3.44"	
240	Standard Long	24 Series	4.7 lbs	3.06"	2.31"	7.50"
240SH	Standard Short		3.6 lbs	2.94"	2.25"	6.75"
240ST	Star		4.4 lbs	2.81"	2.31"	7.63"
240T	Tiger		3.8 lbs	2.81"	2.25"	7.50"
240WT	Twin Tiger	4.6 lbs	2.94"	2.38"	7.50"	
252	Standard Long	25 Series	5.3 lbs	3.17"	2.88"	7.17"
252ST	Star		6.4 lbs	2.90"	2.91"	8.58"
252T	Tiger		5.2 lbs	2.91"	2.88"	8.24"
252WT	Twin Tiger		6.4 lbs	2.98"	3.00"	8.01"
272	Standard Long	27 Series	8.0 lbs	3.38"	4.06"	7.50"
3CHL	Standard Crimp On	3C Series	2.4 lbs	2.30"	2.50"	5.50"
1002-3C	Flush Mount Adapter	3C Series	3.5 lbs	1.94"	1.50"	8.00"



Pins

Part #	Description	Model
23PA	Standard (Black)	23 Series
23PB	Reversible (Yellow)	
23PC	Oversize (Blue)	
23PD	Reversible Oversize (Green)	
23PF	Extra Long	
24PN	Flex	24 Series
25PN	Flex	25 Series

230.0816

TEETH & ADAPTERS

